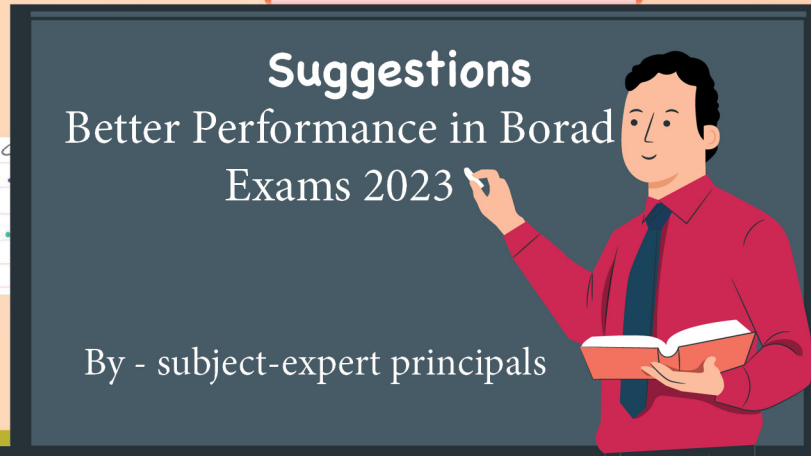




# केंद्रीय विद्यालय संगठन क्षेत्रीय कार्यालय पटना संभाग

## BOARD EXAMINATION 2023



SMT. SOMA GHOSH  
Assistant Commissioner KVS RO PATNA

बोर्ड परीक्षा 2023 में बेहतर प्रदर्शन हेतु  
विषय-विशेषज्ञ प्राचार्यों के सुझावों का संकलन

**केन्द्रीय विद्यालय संगठन**

(शिक्षा मंत्रालय, भारत सरकार)

**क्षेत्रीय कार्यालय**

पते : लोहियानगर, कंकड़बाग, पटना-800 020 (बिहार)



**KENDRIYA VIDYALAYA SANGATHAN**

(Ministry of Education, Govt. of India)

**Regional Office**

PO: Lohianagar, Kankarbagh, Patna-800 020 (Bihar)



## हमारे प्रेरणा स्रोत

**श्री वाई. अरुण कुमार**  
उपायुक्त के.वि.सं. पटना संभाग

**डॉ. अजय कुमार**  
सहायक आयुक्त के.वि.सं. पटना संभाग

**योजना और संकलन**

**श्रीमती सोमा घोष**  
सहायक आयुक्त के.वि.सं. पटना संभाग

तकनीकी सहायक  
**श्री चन्दन कुमार वर्णवाल**  
संगणक अनुदेशक  
केन्द्रीय विद्यालय स्रगौल

आवरण चित्र एवं डिजाइन  
**श्री जितेंद्र कुमार**  
प्र. रत्ना. शिक्षक कला शिक्षा  
केन्द्रीय विद्यालय स्रगौल



## Compilation of Suggestions of Subject- Expert Principals for Better Performance in Board Exams 2023



Sl. No.	Topics	Page No	
		From	To
1	Scoring Good Marks in Class 12th Board English – <b>SMT. SOMA GHOSH</b> , Assistant Commissioner, KVS RO PATNA	1	6
2	<b>PHYSICS CLASS XII – SH. NETRA SINGH</b> , PRINCIPAL, K.V BAROUNI NO 1	7	10
3	<b>CHEMISTRY CLASS XII – DR. ANAND PRAKASH</b> , PRINCIPAL, K.V KATI HAR	11	17
4	<b>BIOLOGY CLASS XII – SH. K.C MEENA</b> , PRINCIPAL, K.V JAMALPUR	18	21
5	<b>MATHEMATICS CLASS XII – SH. NARESH BABU AGARWAL</b> , PRINCIPAL, K.V JAWAHARNAGAR	22	27
6	<b>COMPUTER SCIENCE CLASS XII – SH. RISHI RAMAN</b> , VICE PRINCIPAL, K.V KATI HAR	28	30
7	<b>ACCOUNTANCY CLASS XII – SMT. RANJNA JHA</b> , PRINCIPAL, K.V MASHRAK	31	34
8	<b>BUSINESS DTUDIES CLASS XII – SMT. RANJNA JHA</b> , PRINCIPAL, K.V MASHRAK	35	37
9	<b>ECONOMICS CLASS XII – SH. UMESH PANDEY</b> , VICE PRINCIPAL, K.V GAYA NO 1	38	43
10	<b>HISTORY CLASS XII – DR. GAUTAM PRIYADARSHI</b> , PRINCIPAL, K.V SONPUR	44	46
11	<b>GEOGRAPHY CLASS XII – DR. M.H ANSARI</b> , PRINCIPAL, K.V AFS BIHTA	47	51
12	<b>ENGLISH LANGUAGE &amp; LITERATURE CLASS X – DR. JAY KUMAR JHA</b> , VICE PRINCIPAL, K.V KANKARBAGH SHIFT 2	52	62
13	<b>SCIENCE CLASS X – SH. ANIL KUAMR</b> , PRINCIPAL, K.V BANKA	63	66
14	<b>SOCIAL SCIENCE CLASS X – DR. ANOOP SHUKLA</b> , PRINCIPAL, K.V AURANGABAD	67	70



1



**SMT. SOMA GHOSH**  
**ASSISTANT COMMISSIONER**  
**KVS, RO, PATNA**

## Scoring good marks in Class 12<sup>th</sup> Board English

Like any other subject, scoring good marks need a long-term strategy and regular practice. The very first thing that learners need to do is to acquire a positive attitude towards the subject English. English needs to be considered as a skill-oriented subject, instead of being a mere knowledge and fact oriented subject. English is essential to develop good communication skill, to express oneself verbally and in written words as well. The pattern of Board qps have undergone certain changes, which are as following:

- ❖ Competency-based questions would be a minimum of 30%. These can be in the form of Multiple-Choice Questions, Case based Questions, Source-based Integrated Questions, or any other types
- ❖ Objective-type questions will be 20%
- ❖ Remaining 50% short answer/long answer questions (as per the existing pattern) While aspiring to achieve a high score, the very first thing is to understand the question paper. It is divided into three sections: namely Section A(Reading Skill), Section B (Creative Writing Skill) and Section C (Literature).

The Reading Skill Section contains two unseen passages out of which one is a case-based study that mostly contains facts, figures and graphs. The section contains total marks of 20. The basics of assessment are on Conceptual understanding, decoding, analysing, using the appropriate format, correct interpretations, vocabulary and summarising, to name a few.

The Creative writing Skill section contains 16 marks, and the assessment points are basically the format, fluency, analysis and creativity. The questions are related to Notice writing, formal letters (Job application/letter to the editor) and article/report writing.

The literature section is of 40 marks and contains assessment items like MCQ, objective type questions, short-answer and long -answer questions. There are 3 references to the context questions (one from a poem of the textbook Flamingo, other two from prose, one each from Flamingo and Vistas, the supplementary reader). There are short-answer type questions from both the books and two long answer type questions, one each from both the textbooks.



### **How to attempt the paper?**

Use the first 15 minutes of the test may be used for a thorough and careful reading of the passages, underlining the difficult words, trying to understand their meaning in reference to the context and also from the previous and the next line. Try to identify a relevant title, which is often found in the first or in the concluding line. This may be asked as a question. For writing the answers to the questions of Section B, stick to the word-limit as has been prescribed for each question. Write the proper format of each of the items. Be lucid while using language. While writing a letter to the Editor, be fact-oriented, cohesive and reasonable in approach. Avoid repetition.

For scoring good in the literature section, it is suggested to read all poems with deeper understanding, identifying the Figures of Speech (poetic devices), locating the central idea, comprehend the meaning of the phrases used and also studying about the background of each poem.

Further, it's always useful to read all chapters from both the textbooks in detail, instead of reading them at the last minute from a guidebook.

Practice writing by attempting the sample papers as issued by CBSE. This shall develop the time management skill and will help a student to attempt all the questions in the prescribed duration of 3 hours. This will help a student gain real-time experience.

The presentation part is also important. It is suggested that a student attempts all questions of a particular section at one go. Questions should be numbered accordingly. Drawing a line after every completed answer will give a touch of neatness. Sufficient gaps should be provided between the answers. Handwriting should be legible.

It should be noted that Section A is the highest scoring one. In Section B, writing the correct formats shall certainly fetch certain marks. Similarly, if the poems in Flamingo are well comprehended, there shall be some marks scored definitely. A few poems like An Elementary Classroom in a slum deserves in- depth study since it has many images and between -the -line concepts.

The extract questions from the prose can be correctly answered if all chapters from both the textbooks are read line to line.

Finally, it is always preferable to prepare for English, well in advance, by giving ample quality time for it.

### Important phrases and expressions of poems and their meanings.

#### **My Mother at Sixty-Six**

Face ashen like that of a corpse (the face of the mother is lifeless like a dead body ...simile used here)

Young trees sprinting (young trees running backward...as viewed from the moving car)

As late winter's moon (the mother's face as lifeless as late winter moon...simile used)

Familiar ache (a pain that has been felt again and again by the daughter, that the mother would die one day)

## Keeping Quiet

Not move our arms (be at peace, non-conflicting)

Exotic moment (an unbelievable and surprising moment since there will be complete silence everywhere)

Let's not speak in any language (let's not hurt others with harsh and bitter language)

Sudden strangeness (a strange moment that no one has ever witnessed before)

Look at his hurt hands (people who do self-destructive activities shall get some time to introspect)

Green War (War using biological weapons)

Victory with no survivors (an all-destructive war like that of Kurukshetra, where neither the winners nor the defeated ones survived)

I want no truck with death (the poet doesn't want any association with death)

Should not be confused (poet's call for stillness and peace should not be confused with inactivity and being idle, the activities that bring peace and real prosperity should continue)

If we were not so single-minded (If we human beings could stop being selfish)

Perhaps a huge silence..... threatening ourselves with death (if we would refrain from speaking words that make people sad and create enmity, if we would stop harming others by our activities, the misunderstanding and bitterness among people, the threat of being destructed due to our internal enmity and conflict will stop)

Perhaps the earth can ..... later proves to be alive) When a seed is sown inside the soil, there is no movement on the surface, but life doesn't stop. One fine day there comes out a tiny plant and thus life continues. In the same way when human beings stop being violent and hurtful, life doesn't cease to be. Rather new life force with positive spirit and hopefulness surfaces.

## A Thing of Beauty

Every morning we wreath a flowery band (every morning we bet up with hopefulness)

In spite of despondence (in spite of there being lack of hope)

Inhuman dearth of noble natures (lack of good people)

Sprouting a shady boon (trees provide with shade)

Cooling covert make (the rivers and other water bodies create a cool effect)

Grandeur of dooms (great persons even after their death inspire us, the beauty of their tombs motivates us)

Lovely tales.... immortal drinks (great stories are like nectar that helps us win over mortality, we move away from being ordinary and fault-making human-beings)

## Aunt Jennifer's Tigers

Tigers prance (walk with pride, fearlessly, in a jumping manner)

Across a screen (across a piece a fabric, on which Aunt Jenifer is embroidering the tigers)

Bright Topaz (the colour of these tigers is bright yellow like that of the Topaz, a precious stone)

They pace in sleek, chivalric certainty (the tigers walk smartly, with the pride of being men, with full confidence)

Find even the ivory needle hard to pull (Aunt Jenifer is weak, both physically and spiritually. For her even pulling the needle while embroidering. It is all due to the long-term torture that she had to undergo, inflicted on her by Uncle, her husband.

The massive weight of Uncle's wedding band sits heavily on upon Aunt Jennifer's hand (Her marital life has been quite torturous for her)

When Aunt is dead.....mastered by (the tradition of women being oppressed by their husbands shall continue even after the death of Aunt Jennifer)

Ringed (controlled, oppressed, tortured... comparison with the way ring-masters control the animals in circus)

Ordeals (punishments)

Will go on prancing, proud and unafraid (the tigers who actually symbolise men and the system of patriarchal social set-up, shall remain the way they are.... the social structure shall not change even after the death of oppressed women like Aunt Jennifer)

## A Roadside Stand

Stand that too pathetically plead (the shop that would request every running vehicle to stop).

not be fair to say that for a dole of bread (these people are not begging for a piece of bread).

the cash, that flow ..... withering faint (the money that maintains the beauty and pomp of a city).

The polished traffic..... a mind ahead (rich people who pass through that road, move ahead without stopping.

If ever aside.... S turned wrong (even if these rich city people stop their vehicle, they stop to ask the direction of the road, since the North and the South directions written on the direction board beside the road are not written legibly or correctly)

If you want to be mean (if these rich people wish to remain selfish)

The hurt of the scenery won't be my complaint (the poet has no complaint that these city people ply through the village roads and create pollution)



Trusting sorrow of what is unsaid (the sorrow that is in the mind of these poor people, which they can't express; their pain is that rich people don't stop their vehicle to buy something from their shop).

Moving picture's promise (these poor people want some money which would help them to lead a better lifestyle like that of the people who move in the vehicles on the road in front of their homes)

It is in the news.....and the store (there is a news that these poor people will be shifted among modern amenities, far away from their own homes in the village. Perhaps this shall be done as per the govt policy, and this decision shall be taken without thinking of the sentiment of these people)

These pitiful kin (these poor and tortured people)

Where they won't have to think for themselves (they will be treated like puppet... no wish, opinion or sentiments of them shall be considered. They shall be treated like destitute.

Greedy good doors (the so-called people on power, who make false promise of the betterment of these poor people)

Beneficent beasts of prey (people in power who in truth are evil-minded like beasts of prey, that is animal who hunt others, but outwardly appear as if they want to provide benefit these poor people)

Swarm over their lives (control the lives of these poor people)

That are calculated to sooth them out of their wits (planned efforts made by these power-hungry rich people to make these poor people unable to think for themselves.

And by teaching them how to sleep they sleep all day (poor people are promised of a good night sleep by the rich. But the reality is by deceiving these poor, it is actually the rich people who go for a peaceful sleep)

Destroy their sleep at night the ancient way (in ancient time people used to work for the whole day and sleep at night. But these poor people don't get to sleep at the nighttime, since they have no work during the day. hence, they remain stressed.

So much childish longing in vain (these village people long for that is wait for some cars to stop. But this longing is never answered and thus the entire effort goes in vain, remains unsuccessful.

Sadness that lurks. Open window there (there is sadness hidden behind those open windows of the huts of these poor, as there are people standing behind these windows with heavy heart, waiting for a vehicle to stop.

Just one to enquire..... It was bound (there do stop few vehicles, but not to buy things from the stand, but to ask the price only and never buy them, some would stop to ask the direction of the road and few to take a back, to change the course of the direction of their car.

And another to ask.....didn't it see (one vehicle stopped to enquire if gas/fuel was being sold from a stand. Wasn't it quite visible that gas was not being sold there, the poet asks.

No, in country money...never been found (it is not possible to uplift the life standard of these poor people, with the money and opportunities that are available in that rural, backward country- side.

To put these people...out of pain (the poet would feel great relief if the rich city people made a great effort and helped these poor people come out of their pain.

Next day as I come...sane (when next day, that is the day after the poet thought of how relieved he would feel if the city people erased the pain of these poor, he starts thinking reasonably and realizes that it's not going to happen this way, that is. the city people would never help.

I wonder....out of my pain (the poet realizes that city people may not want to help these poor people. Therefore, in the last two lines of the poem there is a call for the readers, if they would come forward to provide a solution to this problem.

2



SH. NETRA SINGH  
PRINCIPAL  
K.V.No-1 BARAUNI

## Subject:-Physics (XII)

सीबीएसई (CBSE) बोर्ड परीक्षा 2023, कक्षा- बारहवीं के भौतिकी विषय में छात्र-छात्राओं के बेहतर तथा गुणवत्तापूर्ण प्रदर्शन हेतु सुझाव।

### 1. बेहतर स्कोर करने की टिप्स

- प्रश्नों को ठीक-ठीक समझना।
- पिछले वर्षों के प्रश्नपत्रों का सम्यक अभ्यास।
- संक्षिप्त एवं सटीक उत्तर लिखना, अनावश्यक बिन्दुओं को न लिखना।
- रटने की बजाय वैज्ञानिक विधियों का अभ्यास करना।

### 2. स्कोरिंग एरिया

#### UNIT - I: Electrostatics

Coulomb's law-force between two points charges, Electric fields, Electric field due to a point charge, Electric field due to a dipole, Torque on a dipole in uniform electric field, Statement of Gauss's theorem and its applications. Electric potential, Electric potential due to a point charge, Equipotential surface, Dielectrics and electric polarization, Capacitors and Capacitance, Combination of capacitors in series and in parallel, Capacitance of a parallel plate capacitor with and without dielectric medium between the plates.

#### UNIT – II: Current Electricity

Electric current, Drift velocity, Mobility and their relation with electric current; Ohm's law, Electrical resistivity and conductivity, Combination of cells in series and in parallel, Kirchhoff's rules, Wheatstone bridge.



### **UNIT- III: Magnetic Effects of Current and Magnetism.**

Biot – Savart law and its application to current carrying circular loop. Ampere’s law and its applications to infinitely long straight wire, Solenoid.

Force on a current – carrying conductor in a uniform magnetic field, Force between two parallel current- carrying conductors – definition of ampere, torque experienced by a current loop in uniform magnetic field; Moving coil galvanometer Bar magnet, bar magnet as an equivalent solenoid, Torque on a magnetic dipole, Magnetic field lines, Magnetic properties of materials – Para- , dia – and ferro – magnetic substances.

### **UNIT- IV: Electromagnetic Induction and Alternating Currents**

Electromagnetic induction; Faraday’s laws, Induced EMF and current; Lenz’s Law, Self and mutual induction.

Alternating currents, peak and RMS value, LCR series circuit (phasors only), Resonance, Power in AC circuits, Power factor, Wattless current, AC generator, Transformer.

### **UNIT –V: Electromagnetic Waves**

Electromagnetic waves, their transverse nature.

Electromagnetic spectrum (radio waves, microwaves, infrared, visible, ultraviolet, X-rays, gamma rays) including elementary facts about their uses.

### **UNIT – VI: Optics**

Mirror formula, Refraction at spherical surfaces, Thin lens formula, lens maker’s formula, Magnification, Power of a lens, Combination of thin lenses in contact, Refraction of light through a prism.

Microscopes and astronomical telescopes and their magnifying powers. Wave front and Huygens's principle, Reflection and refraction of plane wave. Interface, Young’s double slit experiment and expression for fringe width, Diffraction due to a single slit, Width of central maxima.

### **UNIT – VII: Dual Nature of Radiation and Matter.**

Dual nature of radiation, Photoelectric effect, Hertz and Lenard’s observation; Einstein’s photoelectric equation – particle nature of light. Matter waves- wave nature of particles, de-Broglie relation.

### **UNIT- VIII: Atoms and Nuclei**

Alpha- particle scattering experiment; Bohr model of hydrogen atom, Expression for radius of nth possible orbit, Velocity and energy of electron in his orbit, Hydrogen line spectra.

Composition and size of nucleus, Nuclear force, Mass- energy relation, mass defect; binding energy per nucleon and its variation with mass number.

### **UNIT- IX: Electronic Devices**

Energy bands in conductors, Semiconductors and insulators, Semiconductor diode I- V characteristics in forward and reverse bias, application of junction-diode as a rectifier.

### **3. शिक्षकों के लिए सुझाव |**

1. प्रतिदिन एक लघु परीक्षा (10-15 मिनट ) अवश्य लें।
2. पिछले वर्षों के प्रश्न पत्रों का अभ्यास करायें।
3. “प्रश्न के उत्तर में क्या शामिल करना चाहिए एवं क्या नहीं” यह बात छात्रों को समझाएं।
4. चरण बद्ध अंकन (Step wise marking) को बच्चों को अवश्य समझाएं।
5. पहले वे प्रश्न हल करें जिनमें छात्र आत्मविश्वास महसूस करते हों।
6. किन्हीं दो उत्तरों के बीच कम से कम एक-दो पंक्तियों की जगह छोड़ें।

### **4. प्रश्न पत्र का प्रारूप |**

सीबीएसई (CBSE) द्वारा जारी नमूना प्रश्न पत्र का अध्ययन आवश्यक एवं पर्याप्त है।

लिंक - [http://cbseacademic.nic.in/SQP\\_CLASSXII\\_2022-23.html](http://cbseacademic.nic.in/SQP_CLASSXII_2022-23.html)

### **5. कॉम्पिटेंसी आधारित प्रश्न कैसे हल करें**

1. प्रश्न का बारंबार एवं सम्यक अध्ययन।
2. अनुमान का प्रयोग कदापि न करें।
3. जो उत्तर असंभव है, उसे चिन्हित करें।
4. प्रश्न हल करने के उपरांत एक बार पुनः जांच करें।

### **6. छात्र-छात्राओं का मानसिक स्वास्थ्य कैसे बेहतर हो |**

1. शिक्षकों से सतत संपर्क कायम रखना व सलाह लेना।
2. विद्यालय द्वारा एक-दो परामर्श सत्र संचालित करना।

3. जिन छात्रों का प्री-बोर्ड परीक्षाओं में निष्पादन अच्छा नहीं है, उनके लिए विशेष एकैक (one-to-one) परामर्श सत्र संचालित करना ।
4. बच्चों को योग की चिन्हित विधियाँ बताना एवं उनका अनुसरण सुनिश्चित करवाना ।
5. कम से कम 6 से 7 घंटे की निर्विघ्न नींद।
6. छात्रों द्वारा घर पर अध्ययन हेतु वैज्ञानिक विधि आधारित समय-सारणी बनवाना ।
7. तनाव कम करने वाली क्रिया-कलाप, संगीत, नृत्य, व्यायाम बीच-बीच में सम्मिलित करवाना ।
8. आधे घंटे के अध्ययन के पश्चात् पाँच मिनट का अंतराल अवश्य लें ।



3



DR. ANAND PRAKASH  
PRINCIPAL  
K.V. KATIYAR

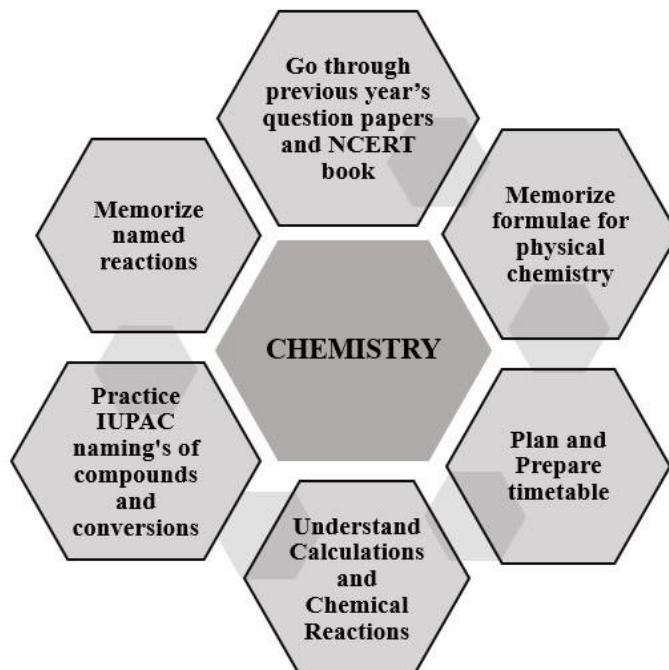
## Subject: -Chemistry (XII)

### Point to be discussed –

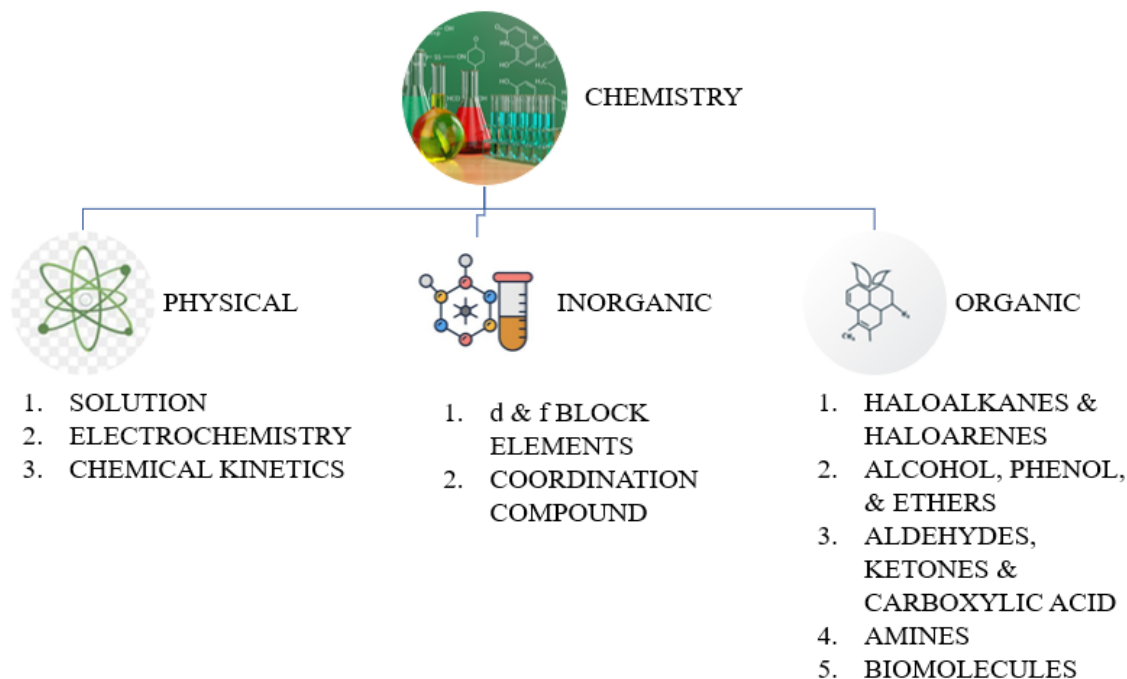
- संबंधित विषय में बेहतर स्कोर करने की टिप्स  
Tips to score better in the concerned subject
- संबंधित विषय के स्कोरिंग एरिया  
Scoring area of the concerned subject
- शिक्षकों के लिए कैसे सभी बच्चे गुणवत्तापूर्ण रूप से पास हो  
How all children pass with quality for teachers
- प्रश्नपत्र का प्रारूप  
Format of question paper
- Competency बेस्ड प्रश्नों का उत्तर कैसे लिखा जाए  
How to write answer to Competency based questions
- छात्र-छात्राओं का मानसिक स्वास्थ्य कैसे बेहतर किया जाये  
How to improve mental health of the student

संबंधित विषय में बेहतर स्कोर करने की टिप्स

Tips to score better in the concerned subject

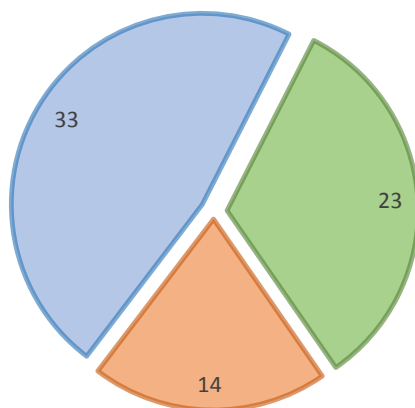


## Overview of the Subject

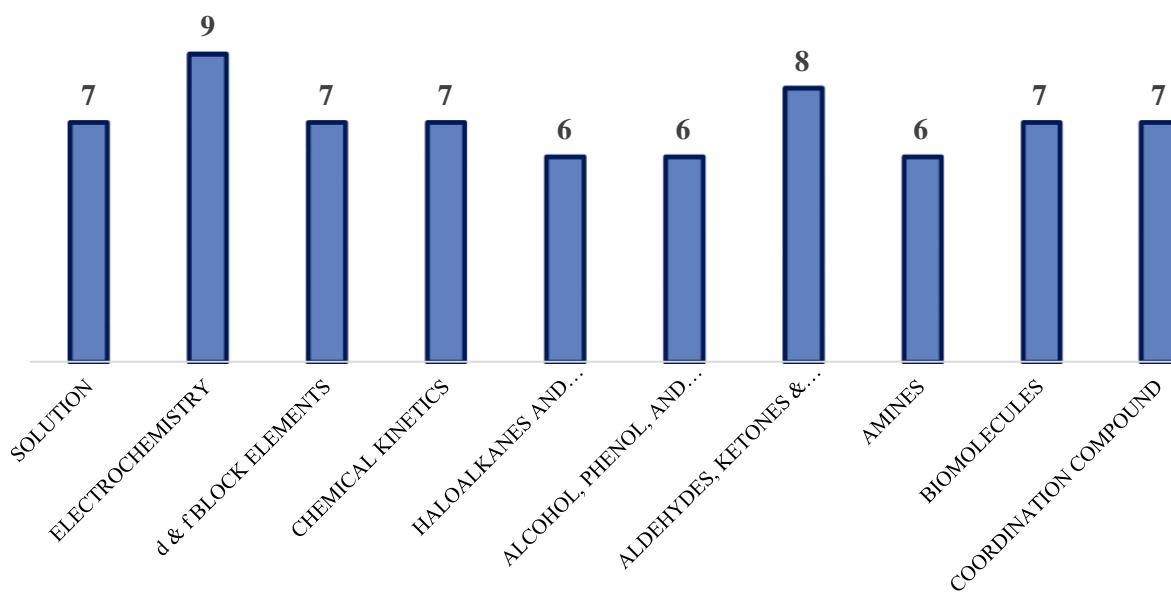


## MARKS DISTRIBUTION

■ PHYSICAL CHEMISTRY ■ INORGANIC CHEMISTRY ■ ORGANIC CHEMISTRY



## CHAPTER-WISE MARKS





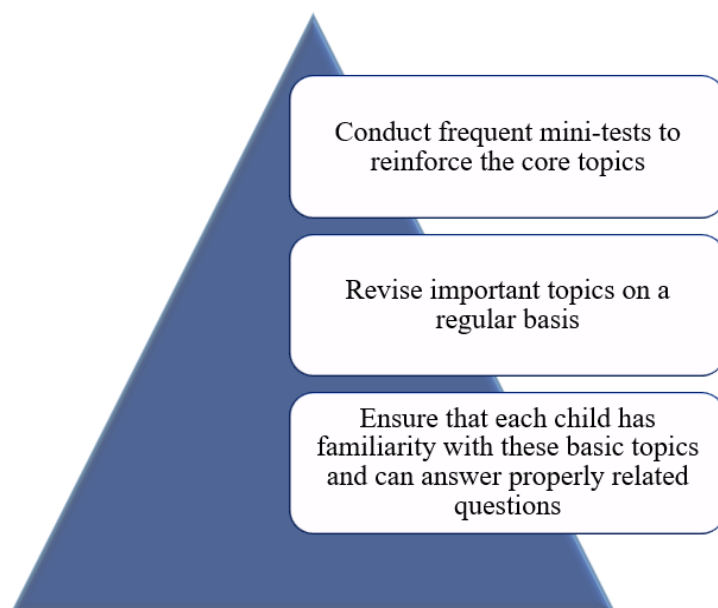
## संबंधित विषय के स्कोरिंग एरिया

### Scoring area of the concerned subject

Sl. No.	Chapter Name	Scoring Topics
1.	Solution	Rault's law, Henry's law, and colligative properties.
2.	Electrochemistry	Nernst equation, Kohlrausch law, and secondary cell.
3.	Chemical kinetics	Order & molecularity and Arrhenius equation.
4.	d & f block elements	Properties, lanthanoid contraction, and Preparation of $\text{KMnO}_4$ & $\text{K}_2\text{Cr}_2\text{O}_2$
5.	Coordination compounds	VBT, Nomenclature (IUPAC name) & Isomers
6.	Haloalkanes and haloarenes	IUPAC name, $\text{SN}^1$ & $\text{SN}^2$ , Name reaction
7.	Aldehydes, ketones & carboxylic acid	Name reaction and Chemical test
8.	Alcohol, phenol, and ethers	Name reaction and mechanism
9.	Amines	Basic character and name reaction
10.	Biomolecules	Glucose & protein structure and vitamins

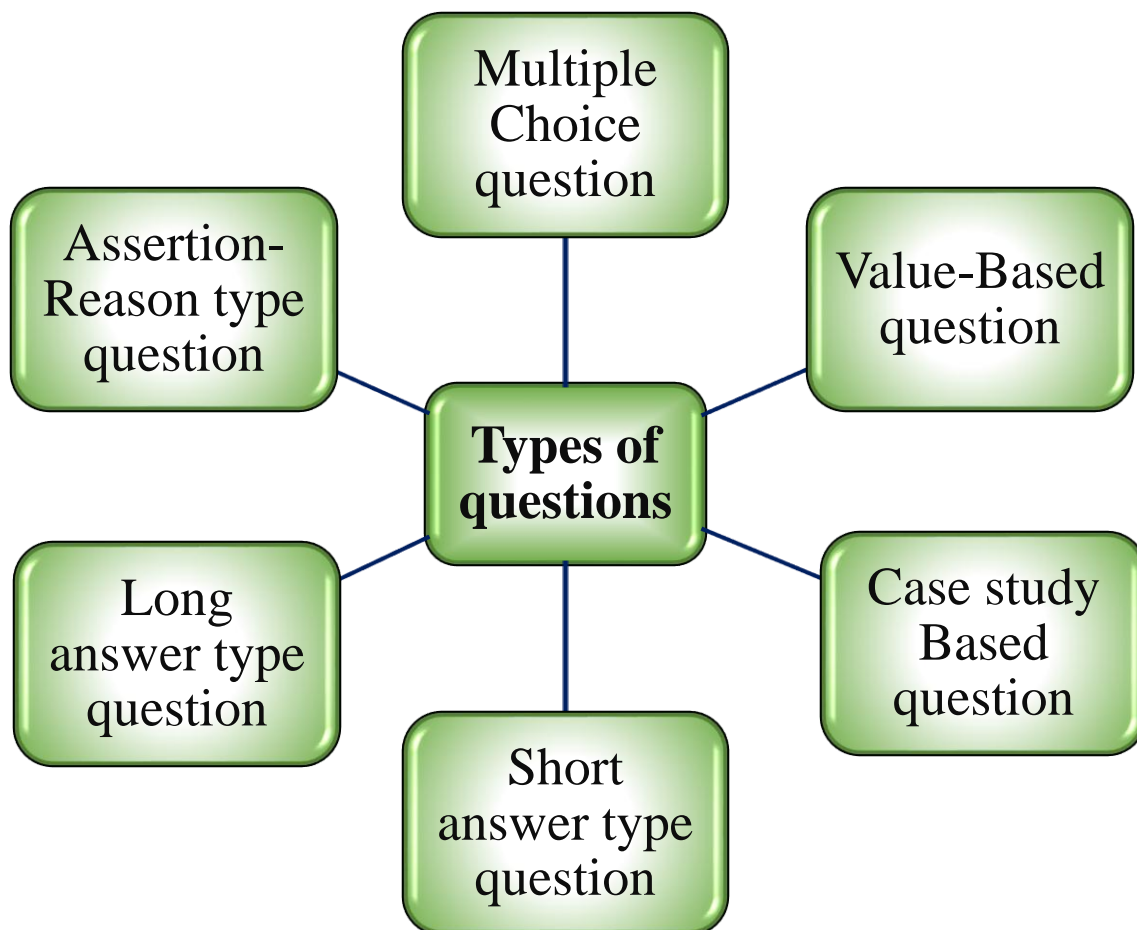
शिक्षकों के लिए कैसे सभी बच्चे गुणवत्तापूर्ण रूप से पास हो

**How all children pass with quality for teachers**



प्रश्नपत्र का प्रारूप

## Format of question paper



## General introduction about the segments of the question paper on Chemistry of class XII

Question Paper  
Class – XII  
CHEMISTRY THEORY (043)

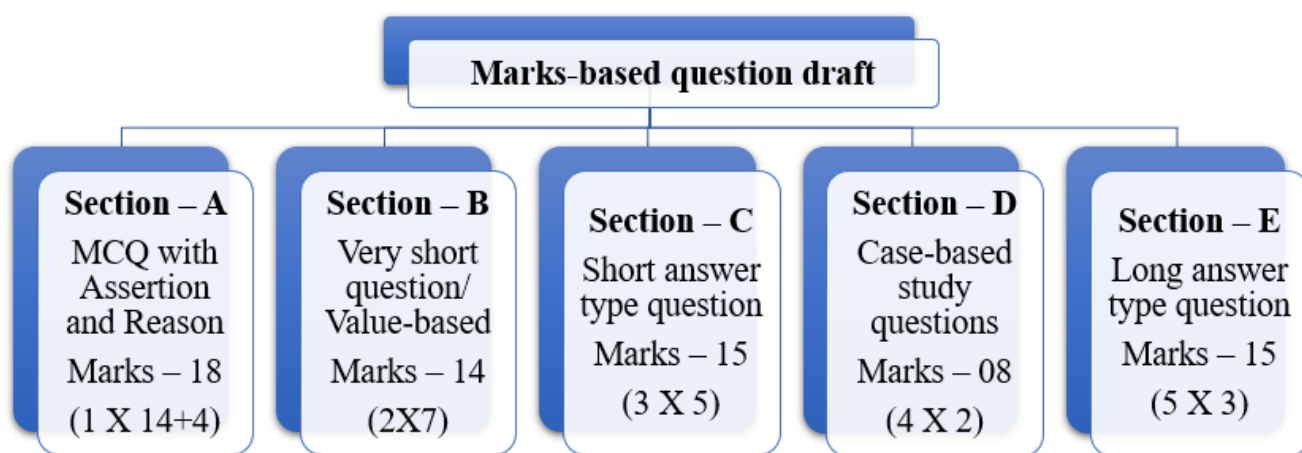
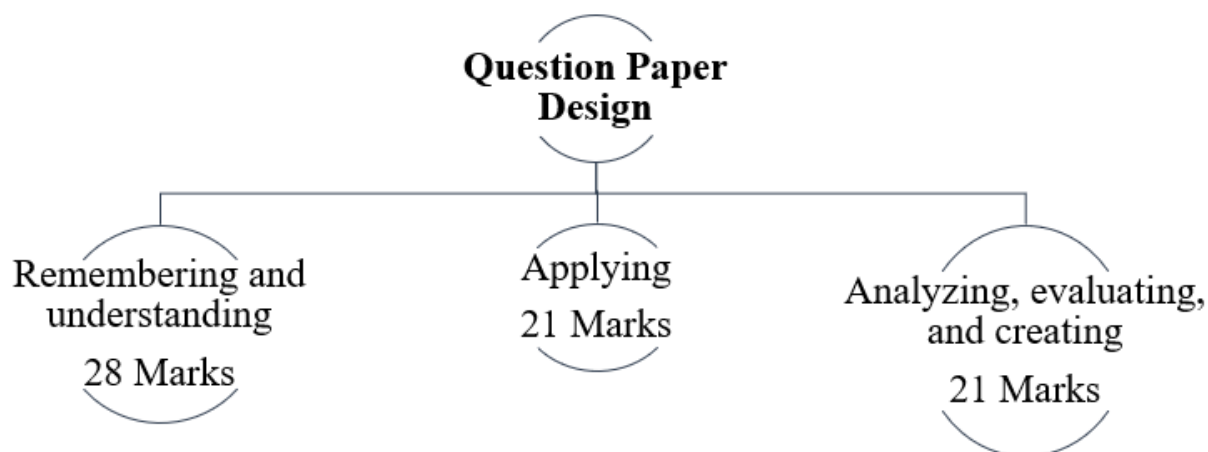
Maximum Marks: 70

Time: 3 hours

**General Instructions: Read the following instructions carefully.**

- There are 35 questions in this question paper with internal choice.
- SECTION A consists of 18 multiple-choice questions carrying 1 mark each.
- SECTION B consists of 7 very short answer questions carrying 2 marks each.

- D. SECTION C consists of 5 short answer questions carrying 3 marks each.  
 E. SECTION D consists of 2 case-based questions carrying 4 marks each.  
 F. SECTION E consists of 3 long answer questions carrying 5 marks each.



- Conduct special sessions to reveal the question paper format to kids.
- Provide them with strategies to tackle the paper effectively and to score a good threshold number.
- Ensure each student has solved at least 5 previous year question papers.

## Competency बेस्ड प्रश्नों का उत्तर कैसे लिखा जाए

### How to write answers to Competency-based questions.

- ❖ Familiarize students with the newly introduced competency-based questions.
- ❖ Help students focus in areas critical reasoning and assertion.
- ❖ Hold sessions which discuss case studies and then trigger students to think on their own and make conclusions.
- ❖ Learn and Practice NCERT book theory and questions.
- ❖ First, try to understand the question.
- ❖ By elimination process – we can solve the assertion reason type question.
- ❖ Correlating with the theories of both assertions and reason
- ❖ Go through the paragraph and stick to the correct answer or relate with theory with real-world to understand.
- ❖ Practice and write the name-reaction, conversions and memorize all the formula daily

## छात्र-छात्राओं का मानसिक स्वास्थ्य कैसे बेहतर किया जाये |

### How to improve the mental health of the student

- Be friendly with students and give them full opportunity to express themselves
- Hold frequent motivational talks or stories to inculcate positivity
- Instead of forcing something, let students understand the importance of something

4



SH. K C MEENA  
PRINCIPAL  
K.V. JAMALPUR

**Subject: -Biology (XII)**

## TIPS FOR QUALITY RESULTS IN BOARD EXAMINATION

### Syllabus pattern

Know the Exam Pattern and Blueprint of Biology Class 12

Class XII (2022-23) Theory		
Time:03 Hours		Max. Marks:70
Unit	Title	Marks
VI	Reproduction	16
VII	Genetics and Evolution	20
VIII	Biology and Human Welfare	12
IX	Biotechnology and its Applications	10
X	Ecology and Environment	10
<b>Total</b>		<b>70</b>

Class XII (2022-23) Practical		
Time:03 Hours		Max. Marks:30
Evaluation Scheme		Marks
One Major Experiment 5		5
One Minor Experiment 2&3		4
Slide Preparation 1&4		5
Spotting		7
Practical Record + Viva Voce		4
Investigatory Project and its Project Record + Viva	(Credit to the students' works over the academic session may be given)	5
<b>Total</b>		<b>30</b>



### Deleted syllabus

Chapter	Page No.	Dropped Topics/Chapters
Chapter 1: Reproduction in Organisms	3–18	Full Chapter
Chapter 9: Strategies for Enhancement in Food Production	165–176 178	Full Chapter
Chapter 13: Organisms and Populations	220 221–222 223–225 225–226	13.1 Organism and Its Environment 13.1.1 Major Abiotic Factors 13.1.2 Responses to Abiotic Factors 13.1.3 Adaptations Summary (para 2) Ques. 1, 2, 3, 9, 10, 11, 12
Chapter 14: Ecosystem	250–252 253–254 254–255 255	14.6 Ecological Succession 14.6.1 Succession of Plants 14.7 Nutrient Cycling 14.7.1 Ecosystem – Carbon Cycle 14.7.2 Ecosystem – Phosphorus Cycle 14.8 Ecosystem Services
Chapter 16: Environmental Issues	270–286	Full Chapter

### Question paper pattern

#### Question Paper Class – XII BIOLOGY THEORY (044)

Maximum Marks:70

Time: 3 hours

#### General Instructions:

- i. All questions are compulsory.
- ii. The question paper has five sections and 33 questions. All questions are compulsory.
- iii. Section–A has 16 questions of 1 mark each; Section–B has 5 questions of 2 marks each; Section– C has 7 questions of 3 marks each; Section– D has 2 case-based questions of 4 marks each; and Section–E has 3 questions of 5 marks each.
- iv. There is no overall choice. However, internal choices have been provided in some questions. A student has to attempt only one of the alternatives in such questions.
- v. Wherever necessary, neat and properly labeled diagrams should be drawn.

It is important to understand the CBSE Class XII Biology paper pattern. Knowledge of the exam pattern is helpful not only in determining the types of questions that will be asked but also in determining the marks distribution, which is key during the preparation. It also helps in planning ahead a strategy for preparation, such as which questions to attempt first, how much time to spend on each question, and so on. This will also help you save time during the exam. Also understanding the Blueprint will help you know the distribution of marks in Biology Class XII Exam.

### Revision of Important Topics

- Although it is necessary to thoroughly read the full syllabus, give special attention to the important concepts that carry greater weight.
- Also, work on previous years papers for class 12 biology and sample questions papers class 12 biology on a timely basis.
- Weightage of subject units in cbse biology past papers will give you an idea of the marking scheme in examination papers. Having Revision Notes class 12 biology will also help you in last minute revision.
- Make short notes on every important topic.
- Revise concepts regularly, revising the facts, important points and formulas can grow up our score.
- Do not ignore any diagram and activity of your NCERT book.
- To succeed in a theoretical and conceptual topic like Biology, you must know all of the key definitions, terminologies, and diagrams.
- Keep a separate book in which you can jot down all of the relevant definitions and terminologies and revise them at least twice a day.
- To be able to easily draw diagrams in the exam, practise as many as possible with precise labelling.

### Tips for Last Minute Preparation are Important before Examination:

- ✚ Before writing an answer, read the Important Questions for Class 12 biology carefully and make sure you understand it.
- ✚ Use a sharp pencil to write neatly and draw diagrams.
- ✚ Highlight the important phrases.
- ✚ Keep your answers short, simple, and to the point.
- ✚ Even if the question does not mention, draw a diagram.

## How to answer competency based questions

- ❖ CBSE Biology question papers would be minimum 30% Competency Based
- ❖ Questions, These can be in the form of
- ❖ Multiple Choice Questions,
- ❖ Case based Questions,
- ❖ Source based Integrated

## Questions or any other types.

- Objective Type Questions will be 20%
- Remaining 50% Short Answer/Long Answer Questions (as per existing pattern)

## How to improve mental health of students

- Get advice from teachers and parents if you find any difficulty in learning.
- Stay away from negative influences
- Try to develop self awareness communication and assertive skills.
- Practice deep breathing.
- Daily Yoga.
- Take healthy diet and proper sleep.

## Important links for practice

- *For important Diagrams, Questions, Notes-*
- <https://drive.google.com/drive/folders/1mO81wUJIUMznt8rUzXidt6MeoMxj6iQe?usp=sharing>
- [https://drive.google.com/file/d/1NtaAI22uDMjOgBjuwTzDQA2\\_j7iBULAD/view?usp=sharing](https://drive.google.com/file/d/1NtaAI22uDMjOgBjuwTzDQA2_j7iBULAD/view?usp=sharing)
- [https://drive.google.com/drive/folders/1L26bgrOp0yajSN7zKcy\\_4k8V8D-PBrpS?usp=sharing](https://drive.google.com/drive/folders/1L26bgrOp0yajSN7zKcy_4k8V8D-PBrpS?usp=sharing)
- <https://drive.google.com/file/d/1y2h5zKvEGmFRokCbFdZn8eyJo00Lp-78/view?usp=sharing>
- <https://drive.google.com/file/d/1ZxIz-vGEVKierczPZavrCG3dmnyhxS4S/view?usp=sharing>

5



SH. NARESH BABU AGARWAL  
PRINCIPAL  
K.V. JAWAHARNAGAR

## Subject: -Mathematics (XII)

### Tips for Achieving Good Score in Mathematics

1. Students should be motivated and facilitated by the teachers to practice all the questions (with examples) of NCERT Text Book.
2. Apart from NCERT Book Practice from NCERT Exemplar should also be recommended for bright students.
3. Chapter wise mind maps should be prepared and distributed to all the students for memorization.
4. More chapter wise practice sheets of multiple choice questions should be prepared and supplied to students.
5. Students should be motivated to solve CBSE Sample paper and evaluate their answer sheets themselves as per the Marking scheme given by CBSE on its website.

### Scoring Areas

- Matrices and Determinants.
- Derivatives of Logarithmic functions, parametric form, second order derivatives.
- Increasing and Decreasing Functions.
- Exercise 7.4, 7.5, 7.6 of Integration. Application of integration.
- Differential Equations.
- Vectors and 3-D.
- Linear Programming.
- Probability Distribution and Bays theorem.

## For Teachers

### How can students get success qualitatively?

1. Chapter wise tests should be planned on daily basis.
2. After completing chapter wise tests from whole syllabus, Students should be given and asked to solve at least 8 sample papers at their home.
3. After solving sample papers students will submit answer sheet to the teachers on daily basis.
4. Teachers are required to evaluate these answers sheets on daily basis and make students aware of their mistakes and give feasible solution on the next day.

## Chapters And Marks Distribution

### CLASS-XII(2022-23)

#### One Paper

Max Marks: 80

No.	Units	No. of Periods	Marks
I.	Relations and Functions	30	08
II.	Algebra	50	10
III.	Calculus	80	35
IV.	Vectors and Three - Dimensional Geometry	30	14
V.	Linear Programming	20	05
VI.	Probability	30	08
	<b>Total</b>	240	80
	<b>Internal Assessment</b>		20

### MATHEMATICS (Code No. - 041)

### QUESTION PAPER DESIGN CLASS - XII (2022-23)

Time: 3 hours

Max. Marks: 80

S. No.	Typology of Questions	Total Marks	% Weightage
1	<b>Remembering:</b> Exhibit memory of previously learned material by recalling facts, terms, basic concepts, and answers. <b>Understanding:</b> Demonstrate understanding of facts and ideas by organizing, comparing, translating, interpreting, giving descriptions, and stating main ideas	44	55
2	<b>Applying:</b> Solve problems to new situations by applying acquired knowledge, facts, techniques and rules in a different way.	20	25
3	<b>Analysing :</b> Examine and break information into parts by identifying motives or causes. Make inferences and find evidence to support generalizations <b>Evaluating:</b> Present and defend opinions by making judgments about information, validity of ideas, or quality of work based on a set of criteria. <b>Creating:</b> Compile information together in a different way by combining elements in a new pattern or proposing alternative solutions	16	20
	<b>Total</b>	<b>80</b>	<b>100</b>



## Tips to Improve Mental Health for Students

- ❖ Take a Proper Diet!
- ❖ Take Proper Sleep!
- ❖ Stay Connected with Your Friends!
- ❖ Do what Piques Your Interest!
- ❖ Be Active
- ❖ Pick up Daily Challenges
- ❖ Give Your Mobiles Some Rest
- ❖ Try Some Mental Health Exercises (Yoga/ Pranayam)
- ❖ Spend Some Time in the Sunlight
- ❖ Take Help from Others

### How To Write Answer To Competency Based Question

Competency based questions can be asked in the multiple formats including MCQ'S, objectives, case studies and long answer type questions which will test students' actual discernment and capabilities to answer questions that are not theoretical and passage-based. Some tips to write answer of competency based questions are-

- Understanding - Apply common sense, genuine understanding and the reasoning ability.
- Action - Explain what you did and how and why you did it.
- Result - Describe the outcome of your actions.

### HOW TO DO WELL IN EXAMINATIONS (FOR STUDENTS)

#### SOME TIPS AND HINTS

1. You should understand the subject thoroughly. Don't go for rote memory.
2. Consult your teachers/parents reference books etc. If you have any doubt in the subject.
3. Put concerted efforts to maintain consistency in your good performance.
4. Adopt right technique of presentation and organization of facts/concepts in Exam.
5. You should have completed at least 3 rigorous revisions of entire course before final examinations.
6. You should solve at least eight years (CBSE Papers) with proper time management, so that, you will get adequate practice in writing.

7. Last minute hard work will adversely affect your performance.
8. Prepare a regular time-table (need based) of your convenience, at your home.
9. Please go through sample question papers along with accurate answers.
10. Read text books thoroughly line by line before you consult reference books. No guides to be used.
11. Prepare some bed room charts depicting difficult formula, Mathematical derivations.
12. Practice all the diagrams, graphs whenever required to fetch good marks.
13. You should not try to bluff the examiners by writing absurd and unwanted things which will annoy the Examiners.
14. You should thoroughly read the question papers at least twice each question before you answer it.
15. Read carefully all the instructions given on main answer book and question paper. Check your roll number thoroughly before you submit the answer book to the invigilator.
16. You should have sufficient rest and sleep during exams.
17. Reach examination centre well in time with admit card, pens, pencil, eraser, geometry box scale etc.
18. Your exam time sensibly between the questions you desire to attempt.
19. Choose the questions which your answer the best first.
20. Leave at least one inch margin on the both sides of the answer sheet.
21. Be legible and neat in your writing.
22. Do not write entire question on the answer sheet, instead write only question number.
23. Don't waste your time on unknown questions.
24. Your answer should be specific and brief to the point.
25. Please practice model answers at home.
26. Don't feel any tension which hampers your performance.
27. Allow some time for revision at the end of the examination.
28. Always leave some space after every question so that you may be able to answer them subsequently if you remember.
29. Your language should be pleasant in exams.
30. It is better to attempt one mark question (short type) first as they carry full marks.
31. Avoid overwriting. Erase it completely if you want to change your response.
32. If you complete your paper before time, check all your answers once again.

33. Go to exam hall with full confidence.
34. Use Group discussions technique in a free time along with your classmates on any topic.
35. Please refer a magazine called 'Education today,' 'The Hindu' (Education Plus) in the month of January, February as carry model question paper of CBSE.
36. Watch Topper channel if possible. These tips and practical hints if kept in mind are sure to help the candidates in their exams and pave way to their success.

## How to Prepare For Exams

How to Prepare for Exam?" A big question that you always ask yourself. Here are some tips that may help you. Dear student friends you people may be of different types, I know, many of you, no all of you are so brilliant students. Yet there may be some problems regarding your studies Let's discuss it here. Many of you may be working hard and getting good marks and some of you may not be working hard but still manages to get high marks in exams, Others may be wondering how it happens? And also there will be a few of you study well but still not able to score well in exams. Don't worry there are some very simple tips by following which you can become master. These tips will tell you 'How to prepare for Exams in Short time', 'How to prepare for a high school exam' as well as a competitive exam and even you can prepare for exams in a week just by following these tips. It will be even better if you follow this for a long period of time Tips and Tricks For students.

There is no short cut to success this is the first thing you should remember. For this reason you have to study well first of all. But the preparations are different for different types of exams. Some competitive exams need long term preparation while your school level exams may need preparation of one or two weeks.

### *Never Fear Or Hate Exam And Be Confident.*

Some students study well but still may be much afraid of exams and due to this reason they get distracted and won't be able to score marks. So leave all your fears and free your mind before starting the study. You have to be confident and it is the most essential power you should have for attaining victory.

### *Prepare a good time table.*

Prepare a time table before starting the study. This should include all the subjects but may not be with equal priority. Tough subjects can be given more time and easier ones less but most importantly some time shall be allotted for entertainment and also there should be sufficient intervals between each subject.

## Sleep well and Eat well

I have to sleep well. Sleep deprivation study shows that Optimum hours for sleeping is 6hrs. Especially on the night before exam you have to sleep well, at least 6 hours and not more than 8 hours.

Remember this will have a great effect on your exam. And have your food as in your daily diet. Don't fast on exam day. This will have reverse effect, so please have food properly. There are some food items you have to avoid and some other you have to include in your diet on exam day. Check for them later in this article (in tips for parents), and don't forget to have a glass water before you go to bed, essential to keep your brain cells charged!!!

## Never malpractice in exam hall.

Dear students never malpractice in exam hall as it may even affect your marks and also sometimes you won't be allowed to continue the exam. If you don't know answer doesn't write. Keep in mind that you are writing exam for you, to prove yourself. There will be no problem if you have followed the above steps, For sure you can score good marks.

## Believe in God, Believe in you.

The last but not the least point pray well before the exam and your mind should be free at least 5 minutes before exam. Pray can give immense energy and peace to your mind that will definitely do well for you. And it is much important that you are confident about what you can and will always produce pleasant result.

Also remember one thing please don't discuss soon after exams. This won't do well and may affect your coming exams. If your friends are discussing question paper avoid them and come to house soon.

6



RISHI RAMAN  
VICE PRINCIPAL  
K.V. KATIYAR

## Subject: -Computer Science (XII)

### UNIT WISE MARKS DISTRIBUTION AS PER CBSE SYLLABUS

UNIT NO	UNIT NAME	MARKS
I	Computational Thinking and Programming - 2	40
II	Computer Networks	10
III	Database Management	20

#### UNIT – I

#### Computational Thinking and Programming – 2

- In this unit python programming is covered as learnt in Class XI and XII. From this unit questions like output finding, program creation, and error finding questions are asked in the board exam.

#### For securing good marks in this portion

1. Basics of python programming language taught in class XI must be emphasized. As the basics of any programming language are the foundation of programming language.
2. Lot of practice is required for this. Students must be given plenty of questions to be solved by them during class XI as well as XII.
3. In class XII there are some question based on file handling chapter that has some procedural statements . Students should learn those statements so that some marks can be secured by students by writing those statements.



Questions like counting of lines from text file starting from a particular character etc. Adding data in csv file and reading data from csv file etc. If student solve the above type question repeatedly then definitely they will secure good marks.

4. Also chapter of data structure has sure shot question of stack push () and pop () and disp() function. With practice students can also get full marks in this question also.

## Unit II Networking

- From this unit theoretical questions are asked in CBSE Board exam. It is simple chapter. Students can learn easily the concepts of this chapter.
- Case study question of 4 marks is definitely asked in the board exam. Students should be taught how to solve such question and get full marks.

## UNIT-III

### Database Management

- This unit is easy unit having sql language. This is interesting as well as easy also. Students easily learn the commands of SQL.
- Query based questions are asked in CBSE exam.
- With little Practice of queries students can secure good marks in this portion.
- Students must be given sufficient time for practical sessions so that correct syntax of command should be remembered.

## **SOME GENERAL STRATEGIES FOR INCREASING MARKS IN THE SUBJECT COMPUTER SCIENCE**

1. MORE DRILL QUESTION SHOULD BE SOLVED IN CLASS ROOM
2. ABSENTEISM SHOULD BE DISCOURAGED
3. FREQUENT PTM MUST BE CONDUCTED FOR GIVING PERFORMANCE REPORTS OF THE STUDENTS TO PARENTS.
4. SYLLABUS MUST BE COMPLETED AS PER SPLIT UP SYLLABUS SO THAT PROPER REVISION MAY BE CARRIED OUT BEFORE EXAM
5. REGULAR CHAPTER WISE, WEEKLY/MONTHLY CLASS TEST MUST BE CONDUCTED BY SUBJECT TEACHERS.
6. PREVIOUS YEAR CBSE QUESTION PAPERS, CBSE SAMPLE PAPERS MUST BE SOLVED IN THE CLASS ROOM BY STUDENTS.
7. STUDENTS MUST BE MOTIVATED REGULARLY BY THE TEACHERS.
8. MINIMUM LEARNING SYLLABUS/MATERIAL MUST BE GIVEN TO THOSE STUDENTS WHO ARE UNDER ACHIEVERS.

7



SMT. RANJANA JHA  
PRINCIPAL  
K.V.MASHRAK

**Subject: -Accountancy (XII)**

## SUGGESTIVE MEASURES FOR QUALITY RESULT

### Tips for improving score

- Read the question paper carefully during the reading time and pay attention on the areas which need calculation.
- Attempt all questions
- All parts of a question must be attempted at one place.
- Attempt all six marks questions on priority basis and in order.
- Leave the spaces for the questions which is difficult for you to attempt.
- Prepare the format wherever required in proper manner.(Journal and Ledger accounts)
- Write the narration for Journal entries effectively and underline them.
- While reading the question note down the various values which are important for calculation with heading in the ROUGH corner of the sheet.
- Before winding the answer sheet try to check the blank spaces that you have left for difficult questions and try to attempt them again with whatever knowledge you have in the topic. If its beyond your limit cross the area with blue pen.
- Before exam while practice always write the time taken to solve a sample paper and try to reduce it to 2 Hours 15 Minutes with rigorous practice.

## Scoring Areas

- Issue of Share and Debentures
- Cash Flow Statement
- Admission of Partner
- Retirement of Partner
- Ratio Analysis

## For Teachers – How to attain Quality Result

1. Rigorous practice for the preparation of profit and loss appropriation account, Revaluation Account, Realisation Account, Partners Capital Account, Calculation of Goodwill, Sacrificing and Gaining Ratio
2. Rigorous practice of Journal Entries related to issue of Shares and Debentures in all possible conditions, Calculation of Share Forfeiture Amount, Discount on issue of forfeited shares, Loss on issue of Debentures, Redemption on Debentures
3. Rigorous Practice of Liquidity Ratio and Turnover Ratio
4. Rigorous practice of Cash Flow Statement
  - **For Low Achievers** – Some acronyms to learn various entries in Partnership accounting, Shares and Debenture accounting and Cash Flow Statement should be prepared and given. Allow the Student to learn and write in front of teacher various entries related to Point 1 and 2.
  - Allow the students to learn and write in front of teacher formulas related to Point 3.
  - Allow the students to learn and write in front of teacher the format related to point 4.
  - **MOST IMPORTANT** – All slow learners should be in touch with the teacher vice-versa on daily basis and gaps between the exam must be utilised for face to face practice.

## Blue Print

**KENDRIYA VIDYALAYA SANGATHAN, PATNA REGION (2022-23)**  
**BLUE PRINT (1<sup>ST</sup> PRE-BOARD)**  
**CLASS-XII**  
**SUBJECT-ACCOUNTANCY (055)**

Units		VSAQ (1)	SAQ-I (3)	SAQ-II (4)	LAQ-I (6)	TOTAL/Q	Marks
<b>Part A: Accounting for Partnership Firms and Companies</b>							
Unit 1.	Accounting for Partnership Firms						
	Partnership fundamental and change in profit sharing ratio	1(8)	3(2)	---	---	14(10)	36
	Admission of a partner	1(1)	---	---	6(1)	7 (2)	
	Retirement and death of a partner	1(1)	3(1)	---	6(1)	10 (3)	
	Dissolution of a partnership firm:	1(1)	---	4(1)		5 (2)	
Unit 2.	Accounting for Companies						
	Accounting for Share Capital	1(4)	---	4(1)	6(1)	14 (6)	24
	Accounting for Debentures	1(1)	3(1)	---	6(1)	10 (3)	
<b>Part B :Financial Statement Analysis</b>							
Unit 3.	Analysis of Financial Statements	1(2)	3(2)	4(1)	---	12 (5)	12
Unit 4.	Cash Flow Statement	1(2)	---	---	6(1)	8 (3)	8
Total Marks/Questions		1(20)	3(6)	4(3)	6(5)	80 (34)	80

There is no overall choice. However, an internal choice has been provided in 7 questions of one mark, 2 questions of three marks, 1 question of four marks and 2 questions of six mark.

**Typology of Questions**

Remembering and Understanding-44 Marks; Applying-19 Marks; Analysing, Evaluating and Creating-17 Marks

## How to write Competency Based Questions

- Read the Question carefully and try to note down important points in the rough area.
- Read question in reverse order i.e. first read the question mentioned below the paragraph and then read the paragraph with the context what is asked in the question.
- Associate the question with the content available in the paragraph.
- Write to the point answers instead of copying the sentence from the paragraph.

## Mental Health

- Every parent in consultation with his/her ward must prepare a schedule of 24 Hours including rest hours
- Schedule should be followed by the parent and student both which should have a 15-30 Minutes exercise including evening/morning walk in the nature.
- After every half an hour a 1 minute break of refreshing the mind will help to focus for next half an hour.
- Breakfast to dinner, everything should be healthy and light, never try to fill the stomach with food as it brings lethargy.
- Try to speak with the teacher or close friend for 5-10 minutes a day to discuss the progress of revision.
- Watch any 1 entertaining program for 15 minutes in a day.
- Take 6-7 hours sound sleep.



8



SMT. RANJANA JHA  
PRINCIPAL  
K.V.MASHRAK

## Subject: -Business Studies (XII)

### SUGGESTIVE MEASURES FOR QUALITY RESULT

#### Tips for improving score

- Read the question paper carefully during the reading time and pay attention on the areas which need elaborate answers.(Questions carrying How and Why) and before writing the answer write key points in the rough corner
- Attempt all questions.
- All parts of a question must be attempted at one place.
- Attempt all six marks questions on priority basis and in order.
- Leave the spaces for the questions which is difficult for you to attempt.
- Before winding the answer sheet try to check the blank spaces that you have left for difficult questions and try to attempt them again with whatever knowledge you have in the topic. If its beyond your limit cross the area with blue pen.
- Before exam while practice always write the time taken to solve a sample paper and try to reduce it to 2 Hours 15 Minutes with rigorous practice.

#### Scoring Areas

- **Planning**
- **Organising**
- **Staffing**
- **Directing**
- **Controlling**
- **Financial Management**
- **Marketing Management**

## For Teachers – How to attain Quality Result

1. Rigorous practice of Principles of Management ,differences, features, steps of planning to controlling
2. Rigorous practice of types of financial decision, factor affecting financial decision, capital market structure, Functions of SEBI, elements of marketing mix, 4P's, features and functions of marketing, methods of legal redressal, rights and duties of consumer
  - **For Low Achievers** – Some acronyms to learn various entries in Partnership accounting, Shares and Debenture accounting and Cash Flow Statement should be prepared and given. Allow the Student to learn and write in front of teacher concepts related to Point 1 and 2.
  - Teachers should give at least 20 MCQ's on daily basis.
  - **MOST IMPORTANT** – All slow learners should be in touch with the teacher vice-versa on daily basis and gaps between the exam must be utilised for face to face practice.

## Blue Print

Kendriya Vidyalaya Sangathan, Patna Region  
Business Studies (054)  
Blue Print (Pre Board 1 Exam)  
Class-12  
2022-23

Unit	Objective (1 mark)	SA I (3 marks)	SA II (4 marks)	LA (6 marks)	Total Marks
1,2,3	7 (1)	1 (3)	-	1 (6)	16
4,5	2 (1)	-	-	2 (6)	14
6,7,8	2 (1)	2 (3)	3 (4)	-	20
9,10	4 (1)	1 (3)	2 (4)	-	15
11,12	5 (1)	-	1 (4)	1 (6)	15
Total Questions/Marks	20(1)	4(3)	6 (4)	4(6)	34 (80)

**Note:** There is no overall choice. However, an internal choice will be given in 2 questions of 3 marks, 2 questions of 4 marks and 2 questions of 6 marks.

## **How to write Competency Based Questions**

- Read the Question carefully and try to note down important points in the rough area.
- Read question in reverse order i.e. first read the question mentioned below the paragraph and then read the paragraph with the context what is asked in the question.
- Associate the question with the content available in the paragraph.
- Write to the point answers instead of copying the sentence from the paragraph.

## **Mental Health**

- Every parent in consultation with his/her ward must prepare a schedule of 24 Hours including rest hours
- Schedule should be followed by the parent and student both which should have a 15-30 Minutes exercise including evening/morning walk in the nature.
- After every half an hour a 1 minute break of refreshing the mind will help to focus for next half an hour.
- Breakfast to dinner, everything should be healthy and light, never try to fill the stomach with food as it brings lethargy.
- Try to speak with the teacher or close friend for 5-10 minutes a day to discuss the progress of revision.
- Watch any 1 entertaining program for 15 minutes in a day.
- Take 6-7 hours sound sleep.

9

SH. UMESH PANDEY  
VICE PRINCIPAL  
K.V. NO.-1 GAYA

## Subject: -Economics (XII)

### Strategy for Better and Qualitative Performance in CLASS-XII<sup>th</sup> Economics

#### 1. TIPS TO SCORE BETTER MARKS IN ECONOMICS

- Chapter wise/unit wise marks distribution given by CBSE itself reflects that only concentrating on few chapters which are comparatively easy also, a student can score very good marks. These chapters are –
  - Money and banking - **06 marks**
  - Government budget and the economy- **06 Marks**
  - Balance of payment- **06 Marks**
  - Development experience (1947-90) and economic reforms since 1991-. **12 Marks**
  - Development experience of India-a comparison with neighbours-. **08 Marks**
- If we minutely observe the sample paper given by CBSE for 2022-23 there are 06 marks question from Rural Development related to Agricultural Marketing and Organic Farming and 04 marks Question from Human Capital Formation, these chapter can thoroughly revised by the students.
- Practice of at least 03 sample paper (which may include CBSE sample paper and Pre board questions paper (of different regions) will help the students to cover the entire syllabus quickly.
- Revision of few numerical based on value added, income and expenditure method of calculating National Income and Concept of Multiplier will add more marks for qualitative result.

- ▶ Master Cards on Definitions and important concepts will be very helpful for quick revision.
- ▶ Practice of diagram/graph based question such as Determination of income and employment with the help of AD-AS approach and S-I approach, Concept of Excess demand and Inflationary Gap, Deficient demand and Deflationary Gap can be very helpful in scoring good marks.
- ▶ Going through the question pattern of last five year CBSE Question papers and sample paper and blue print of current year will be very useful to concentrate on to what type of questions may be asked this year from a particular topic.
- ▶ As soon as one get the question paper, first read the questions carefully two to three times and try to understand what has been asked in the question. After that start solving the question paper with a calm mind. Answer as much as is asked in the question, within the prescribed word limit, avoid writing unnecessary introductions. If necessary, write the answer by making a diagram and table, it will get good marks.
- ▶ Graph is very important in economics paper but just making graph will not fetch good marks. Do write detail information of graph.
- ▶ Stay away from social media platform like WhatsApp, Twitter, Facebook, and Instagram till the exam as they take away much of your precious time.
- ▶ Late bloomers must be given written practice of 5-10 questions regularly in the classroom itself. It will not only improve their writing skills but will also help to know where students are lagging.

## SCORING AREAS OF THE SUBJECT

### 1. National Income And Related Aggregates-

10 Marks

(Basic concepts in macroeconomics: consumption goods, capital goods, final goods, intermediate goods; stocks and flows; gross investment and depreciation, Numerical based on value added method, Income and Expenditure method)

## **2. Money And Banking-**

**06 Marks**

(Money creation by the commercial banking system, Central bank and its functions , Control of Credit through Bank Rate, CRR, SLR, Repo Rate and Reverse Repo Rate, Open Market Operations, Margin requirement.)

## **3. Determination Of Income And Employment-**

**12 Marks**

(Aggregate demand and its components. Propensity to consume and propensity to save (average and marginal, investment multiplier and its mechanism, Problems of excess demand and deficient demand; measures to correct them - changes in government spending, taxes and money supply, ).

## **4. Government Budget And The Economy -**

**06 Marks**

(Classification of receipts - revenue receipts and capital receipts; Classification of expenditure – revenue expenditure and capital expenditure. Balanced, Surplus and Deficit Budget – measures of government deficit.)

## **5. Balance Of Payments-**

**06 Marks**

(Balance of payments account - meaning and components; Determination of exchange rate in a free market, Merits and demerits of flexible and fixed exchange rate.

## **6. Development Experience And Economic Reform -**

**12 Marks**

(A brief introduction of the state of Indian economy on the eve of independence. Indian economic system and common goals of Five Year Plans. Main features, problems and policies of agriculture (institutional aspects and new agricultural strategy), industry (IPR 1956; SSI – role & importance) and foreign trade.

Features and appraisals of liberalisation, globalisation and privatisation (LPG policy);

## **7. Current Challenges Facing Indian Economy-**

**20 Marks**

(Human Capital Formation: How people become resource; Role of human capital in economic development; Growth of Education Sector in India Rural development: Key issues - credit and marketing - role of cooperatives; agricultural diversification; alternative farming - organic farming Employment: Growth and changes in work force participation rate in formal and informal sectors; problems and policies Sustainable Economic Development: Meaning, Effects of Economic Development on Resources and Environment, including global warming.



## 8. Development Experience Of India A Comparison with Neighbors-

08 Marks

(A comparison with neighbours India and Pakistan India and China Issues: economic growth, population, sectoral development and other Human Development Indicators)

### 3. For Teachers -How Can All Children Pass Qualitatively

- ▶ Following strategies need to be adopted to ensure qualitative result in Board Exam:  
Analyze the various reasons for not obtaining 100% result in class XII.
- ▶ List out specific strategies for late bloomers and high achievers which can be used in the class rooms to ensure 100% result.
- ▶ In Classroom seating arrangement- try to mix high achievers with moderate and low achievers; talkative students around quieter students.
- ▶ Keep record of all the students ( Marks in each exams, Mobile no. of parents, Attendance of students)
- ▶ Regularly talk to parents and motivate students
- ▶ Prepare notes in simple language on selected and scoring areas and provide it to students
- ▶ Master cards on key concepts of the topic.
- ▶ Use of ICT/ self-made PPTs Proper planning for quick revision of a particular topic
- ▶ Debate on current issues related to economics
- ▶ Checking of CW/HW of all the students

#### 4. Question paper format

1. Question paper will contain two sections: Section A – Macro Economics Section B – Indian Economic Development
2. There will be 20 Multiple Choice Questions of 1 mark each.
3. There will be 4 Short Answer Questions type questions of 3 marks each to be answered in 60 to 80 words.
4. There will be 6 Short Answer Questions type questions of 4 marks each to be answered in 80 to 100 words.
5. There will be 4 Long Answer Questions type questions of 6 marks each to be answered in 100 to 150 words.
6. Total Marks- 80 Time- 03 Hours

#### 5. How to answer Competency Based Questions

- For solving these question one should be clear with the concept rather simply reading and mugging up.
- Competency-based questions are predominantly of 3 types: Local, Global and Inferential
- Local questions: Local questions can be easily solved as the answers are there in the given passage itself.
- Global Questions: For Global questions, the students will have to read the passage in depth, analyze it and then solve it.
- Inferential questions: Inferential questions are the ones that would require the student to have complete knowledge of the topic and could be answered by application of the concepts. The answers to such questions are tricky and not visible in the given passage, though the passage would highlight the concept on which the questions would be asked by CBSE

## **6. How to improve the mental health of students**

- A. Each student's should be given value for unique abilities and contributions.
- B. Students efforts/success should be recognized and they must be praise publicly.
- C. Establish personal relationships that communicate support, simply telling students, "I know you can do it; I believe in you, will create a positive atmosphere.
- D. Provide positive and supportive feedback to all students.
- E. Students should be taught to dream high, as this will act to be motivating factor for children to achieve more, leading them towards a brighter future.

10



DR. GAUTAM PRIYADARSHI  
PRINCIPAL  
K.V.SONPUR

## Subject: -History (XII)

### TIPS TO SCORE BETTER IN HISTORY

#### Strategies for SLOW Learners





1. Repeat each learning point more than you normally uses.
2. Use audio and visual aids.
3. Guide students to the main points of lessons and tests.
4. Use Experiential learning with Art integration.
5. Teach reading skills.
6. Prepare a plan for daily reading.
7. Assign Peer tutors and homework buddies.
8. Praise their success.
9. Check for progress of students understanding during lesson plan.
10. Focus on competency based education.
11. Everyday map and Passage practice.
12. Motivation and guidance to students.

#### Strategies for Bright Students

1. Practice of different types of objective questions.
2. Practice of CBSE Sample Papers and Previous years Board Papers.
3. Practice of writing answers in stages, paragraphs and highlighting the important points.
4. At least 10 Sample Papers to be solved.
5. Chapter wise practice planned.
6. Time management on difficult topic.

7. More Practice on HOT questions.
8. To provide extra resources of learning from **e-content**.
9. Frequently asked question to be discussed with student.
10. The stress and pressure related to exam is to be reduced.
11. Advice to the Students for proper sleep and balanced diet.
12. Inform Students about step-marking, marking scheme and checking related to exam.
13. Make them peer facilitator.
14. Providing them due recognition and motivation.

## **SCORING AREAS IN HISTORY**

-  OBJECTIVE QUESTIONS-21 MARKS
-  PASSAGE BASED QUESTIONS -12 MARKS
-  MAP QUESTIONS-05 MARKS
-  ESSAY TYPE QUESTIONS-24 MARKS

## **HOW TO PASS WITH GOOD NUMBERS**

- ❖ Practice of previous years board questions.
- ❖ Practice of model question paper given by CBSE.
- ❖ Practice of passage based questions.
- ❖ Practice of map work assigned in syllabus.
- ❖ Attempt of all Questions.
- ❖ Highlight crucial points of the answer.
- ❖ Write answer point wise/paragraph wise.
- ❖ Answer according to the word limitations in order to manage time during exam.
- ❖ Reading of Question paper thoroughly.

## QUESTION PAPER DESIGN

Section	Type of Questions	No. of questions	marks	Choice
Section-A	MCQ	20	21X1=21	Only in picture based question
Section-B	SAT (60-80words)	06	6X3=18	Choice in only one question
Section-C	LAT (300-350 words)	03	3x8=24	Internal choice is available with each question.
Section-D	Passage based Questions	03	3x4=12	No choice
Section-E	Map (identification &labelling)	01	05	Internal choice is available with each question.
<b>Total</b>		<b>34</b>	<b>80 Marks</b>	

### COMPETENCY BASED QUESTIONS

- Practice of passages given in every chapter.
- Discuss the values assigned in every chapter.
- Raise and discuss possible questions from every such passages.
- Help student to make decisions, criticise, compare, appreciate etc. by giving examples from past.
- By correlating the present from past help students to develop desired competencies.

### MENTAL HEALTH OF STUDENTS

- Encourage play and sports to promote interaction between students.
- Routine life and regular study.
- Exercise, Yoga, Meditation.
- Proper Diet and Relaxation.
- Distance from negative news and social media.
- Listen to children's concerns.
- Encouragement, motivation and counselling.
- Faith in the almighty.



11



DR. M H ANSARI  
PRINCIPAL  
K.V. AFS BIHTA

Subject: -Geography (XII)

SUGGESTIONS TO SCORE HIGH MARKS IN AISSCE 2023

TEXT BOOK	UNIT	SL. NO.	NAME OF CHAPTER	TYPE OF QUESTIONS				
				SEC - A	SEC - B		SEC - C	SEC - D
				MCQ (1)	SBQ (3)	SAT (3)	LAT (5)	MAP (5)
FUNDAMENTALS OF HUMAN GEOGRAPHY	I	1	Human Geography Nature and Scope			3(1)		
	II	2	The World Population Distribution, Density and Growth	1(3)		3(1)		
		3	Population Composition	Deleted				
		4	Human Development				5(1)	
	III	5	Primary Activities				5(1)	
		6	Secondary Activities			3(1)		
		7	Tertiary and Quaternary Activities				5(1)	
		8	Transport and Communication	1(1)	3(1)			
		9	International Trade	1(2)				
	IV	10	Human Settlements	Deleted				
MAP WORK			DO ANY FIVE AMONG GIVEN SEVEN				5(1)	
<b>TOTAL (A)</b>			<b>6 (6)</b>					

<b>INDIA : PEOPLE &amp; ECONOMY</b>	<b>I</b>	<b>1</b>	<b>Population : Distribution, Density, Growth and Composition</b>					
		<b>2</b>	Migration : Types, Causes and Consequences	Deleted				<b>NIL</b>
		<b>3</b>	Human Development	Deleted				<b>NIL</b>
	<b>II</b>	<b>4</b>	Human Settlements	1(3)				<b>3 (3)</b>
		<b>5</b>	Land Resources and Agriculture				5(1)	<b>5 (1)</b>
	<b>III</b>	<b>6</b>	Water Resources	1(3)				<b>3 (3)</b>
		<b>7</b>	Mineral and Energy Resources	1(3)				<b>3 (3)</b>
		<b>8</b>	Manufacturing Industries	Deleted				<b>NIL</b>
		<b>9</b>	Planning and Sustainable Development in Indian Context		3(1)			<b>3(1)</b>
		<b>IV</b>	<b>10</b>	Transport and Communication			3(1)	
	<b>11</b>		International Trade	1(2)				<b>2 (2)</b>
	<b>V</b>	<b>12</b>	Geographical Perspective on Selected Issues and Problems				5(1)	<b>5(1)</b>
<b>MAP WORK</b>			<b>DO ANY FIVE AMONG GIVEN SEVEN</b>				<b>5(1)</b>	<b>5(1)</b>
<b>TOTAL (B)</b>			<b>11 (11)</b>	<b>3(1)</b>	<b>3 (1)</b>	<b>10 (2)</b>	<b>5(1)</b>	<b>16 (32)</b>
<b>GRAND TOTAL (A + B)</b>			<b>17 (17)</b>	<b>2 (6)</b>	<b>4 (12)</b>	<b>5 (25)</b>	<b>2 (10)</b>	<b>30 (70)</b>

## DELETED CHAPTERS

### FUNDAMENTAL OF HUMAN GEOGRAPHY

1. Population Composition
2. Human settlemen

### INDIA: PEOPLE AND ECONOMY

1. Migration : Types , cause and consequences
2. Human Development
3. Manufacturing Industries

## **GEOGRAPHY XII: QUESTION PAPER PATTERN**

1. Question paper is divided into four section A, B, C and D.
2. In section A, Question number 1 to 17 are objective type multiple choice questions carrying 1 mark each.
3. In section B, Question number 18 to 23 are short answer question carrying 3 marks each. Answer to each of these questions should not exceed 60-80 words. Question number 18 and 19 are source based questions.
4. In section C, Question number 24 to 28 are long answer questions carrying 5 marks. Answer to each of these questions should not exceed 120 to 150 words.
5. In section D, Question number 29 and 30 are related to identification or location and levelling of geographical features on maps respectively carrying 5 marks each.
6. Outline maps of the world and India provided to you must be attached with your answer book.

## **GEOGRAPHY CLASS XII: SCORING AREA**

### **BOOK 1 FUNDAMENTAL OF HUMAN GEOGRAPHY**

1. HUMAN ACTIVITIES
2. THE WORLD POPULATION
3. TRANSPORT AND COMMUNICATION
4. INTERNATIONAL TRADE

### **BOOK 2 INDIA: PEOPLE AND ECONOMY**

1. RESOURCE AND DEVELOPMENT
2. GEOGRAPHICAL PERSPECTIVE AND SELECTED ISSUES
3. TRANSPORT AND COMMUNICATION
4. INTERNATIONAL TRADE

## **TIPS FOR SCORING GOOD MARKS:**

1. Writing practice every day.
2. Solving Geography sample paper twice a week.
3. Evaluation and follow up suggestion given by teachers
4. Study NCERT Books.
5. Map Practice
6. Data handling question to be solved.
7. Practice of source based questions.
8. Answer of Map best question should be written in Map.
9. Map in the middle of the answer book.
10. Write answer point wise.
11. Maintain two lines gap between two answers.
12. Attempt all questions.
13. Write answer in your own words.
14. You can write answer in Hindi or English or Hindi and English both.
15. Part wise question should be written at one place only not here and there.

## **QUALITATIVE RESULT: SUGGESTION FOR TEACHERS**

1. Conducting slip test.
2. Error Analyses and Suggestions thereof.
3. Motivating Students.
4. Adopting slow learners.
5. Self-prepared notes to be circulated among the students.
6. Informing parents about the progress of their ward.
7. Students should be in touch with teacher during exams day and gap period.

## **TIPS FOR SOLVING COMPETENCY BASED QUESTIONS:**

1. Develop reading habit.
2. Solve variety of Source based questing (SBQ) regularly.
3. Focus on chapter related to environmental issue of Geography Text Book.
4. Read the SBQ passage carefully.
5. Answer the question as per direction given

## **TIPS FOR MENTAL HEALTH OF THE STUDENTS:**

1. Sound sleep for minimum 8 hours every day.
2. 8 hours sound sleep before day of examination.
3. Have nutrient / balanced food.
4. Avoid guesing inside / outside.
5. Motivation by parents and teachers.
6. Short prayer / meditation in the morning and evening.
7. Avoiding Mobile Phone.
8. Making distance from social platform.
9. Don't study continuously.
10. Have a break for short duration.
11. Avoid long sitting.
12. Listen music during break.
13. Focus on NCRT Book and Class Notes.
14. Don't read variety of books.
15. Don't read new things.
16. Don't compare your marks with other students.
17. Have confidence in yourself.

12



DR. JAY KUMAR JHA  
VICE PRINCAIPL  
K.V. KANKARBAGH

## Subject: -English Language & Literature (X)

### 1. TIPS TO SCORE GOOD MARKS IN ENGLISH

With top-notch preparation, it is also essential how you pen down your knowledge. No matter how many hours you have studied or how brilliant your preparation is, if your writing skills are not up to the mark all your efforts will be in vain.

**To get good marks, writing excellent answers is also necessary.**

To help you attempt the questions in the best possible way we have prepared a list of points that you can follow to write your best answers in the exams:

- **Use the 15 minutes reading time discreetly**

The students are provided with 15 minutes time to read their question paper, use this given time discreetly. You can draft a writing plan in your mind while going through the question. And hence the students are recommended to make efficient use of this time.

- **Set priorities**

While reading the question paper set priorities about which questions you want to answer first. Leave the questions that you don't know the answer to for last. This will give you enough time to give a thought to the questions which are a bit blur in your mind.

- **Choose the right questions**

In the board exam some questions come with internal choices and students end up choosing the wrong one. Think in mind how you would have written each answer and according to that choose the appropriate question. So, choose the questions wisely, without any haste.

- **Attempt all the questions**

If you don't know the answer of a particular question, leave it for later but do attempt in the end. Even if you have only slight information about such questions do write them down. Go through that question again and try to understand what that question demands and answer then try to answer the questions. Adding some points to such answers can help you score at least some marks even if your answer is not fully correct.



- **Presentable answers**

While answering the questions make sure to write in points. Draw proper margins, use a black pen to write the heading and subheads, and for the rest of the answer use a blue pen. A well-managed answer sheet will not only make it easy for the examiner to check the answer sheet but they will also be impressed. A presentable answer sheet will make it easy for you to score well in the CBSE board exam. But do note that you do not get confused between presentable and decorative. Some students use colourful pens to beautify their mark sheets but this only makes them look flashy.

So, it is suggested to the students to not make use of any other coloured pens other than black and blue.

- **Create a mental picture of the answers**

While reading the question create a mental picture of how you will write it. While writing the answer try to keep in mind the prescribed word limit. Your answers should neither be too long nor too short. Follow the instruction given on the question paper for the word limit.

- **Check your answers**

After writing all the answers in your answer sheet, revise each and every answer and check that you have fulfilled all the formalities correctly.

- **Number your answers correctly**

Check the answer number properly. Writing wrong answer number can snatch away your marks even after writing an excellent answer.

- **Writing practice**

Regular practice of examination oriented answer will reduce grammatical errors. Write your answers to the point to avoid ambiguity. Remember the names of poem/poet & prose/author. Write correct format and style in writing section. Use simple language and diction while answering.

## 2. SCORING AREAS

- **Reading Section**

- Practice one unseen passage every day.
- Read the unseen passage twice.
- Quick reading – for the central idea of the passage.

- Slow reading- concentrating on the development of idea(content) of the passage
- Read the question carefully and answer them based on your understanding of the passage

### HOW TO ATTEMPT READING SECTION

- TOTAL 2 READING PASSAGES
- MARKS 10+10 = 20 MARKS
- 10 Questions are MCQ
- It is one of the most scoring sections of the question paper.
- It requires less effort and students can easily grab good marks.
- NO MARKS IS DEDUCTED FOR SPELLING OR GRAMMATICAL MISTAKES.

## Reading Section For Late-bloomers & Average students

- Read the questions first: Before you read the given passage, read all the questions that follow. It would give you an idea of what you have to read for in the given passage.
- Understand the questions: Read the questions carefully and underline the keywords in them and then look for the same keywords in the passage while reading it.
- Read the passage with questions in mind: Read the passage quickly and look for the answers to your questions. When you find an answer in the passage mark it with a pencil.
- Locate answers with the help of keywords: It's best to locate answers using keywords as it would help you in writing the best possible answers.
- Understand the passage instead of translating: Do not try to read every word of the passage to know its Hindi meaning. Just read the passage to get a general idea of it.

## Writing section

### FORMAL LETTERS

- Meticulously follow the format and style of formal letters.
- ❖ Format.
- ❖ Salutation.
- ❖ Content- 3 paragraphs.
  - Introduction
  - Content
  - Concluding remark
- ❖ Fluency and accuracy
  - Tenses as per requirement of the situation
  - Use small sentences to reduce grammatical errors
  - Avoid long and compound sentences

### FORMAL LETTERS

#### Formal letters include

1. Business letters
2. Official letters
3. Applications
4. Letter to Editor of newspapers, letters of complaints, etc.)

Format-	
Sender's address	43Z-Ashok Vihar Mathura-2812005
Date	11 April, 2011
Address of the addressee (Receiver's designation and Address)	The Editor The Times of India New Delhi
Salutation	Subject:- Sir.
Subject Line to focus attention	Body of the letter: 1. Introduction 2. Main Content 3. Conclusion
Complimentary close	Thanking you, Yours sincerely/faithfully/truly,
Sender's Name Designation (if applicable)	Raghav (Designation)

#### Marking Scheme for Letters

**Format: 1 Mark** (Including Sender's Address, Date, Receiver's Address, Subject/Heading, Salutation and Complimentary Close.)

**Content: 2 Marks.**

**Accuracy: 2 Marks.**

**Total: 5 Marks.**

## Tips for letter writing

- **Read both the questions & then decide the easy one to attempt.**
  - For 1 mark – learn and practice format
  - Write and practice the introductory and concluding paragraph which fits in most of the letters.
  - For main body, write from the questions which answers
    1. WHY (Reasons)
    2. Effects
    3. Solutions (Reverse of reasons will be solutions)
- **ANALYTICAL PARAGRAPH**
  - ❖ Critical and logical understanding
  - ❖ Frame small sentences based on the given value points/ data/visual
  - Use CODER for writing your answer
  - COLLECT THE IDEAS RELATED TO THE TOPIC/QUESTION
  - ORGANISE
  - DRAFT
  - EDIT
  - REWRITE
  - ❖ Follow the word limit
  - **Some significant features of an Analytical Paragraph are:**
    - It describes the given chart, graph, table, data, clues etc.
    - It should be short and informative.
    - It should clearly mention the provided facts and figures.
    - The whole paragraph should be in same tense.
    - The language used should be simple and accurate.
    - No personal observation or feedback should be added.

## Format of an Analytical Paragraph

Content of an analytical paragraph should be written in 100-120 words. The content of the paragraph must include the following parts:

**(i) Introduction:**

- Explain in one or two lines the context or the subject of the given graph.

**(ii) Body:**

- Explain in detail the figure and trends, making comparisons and contrasts.
- Explain in detail what the graph is about.
- Use relevant figures, explain trends, make comparisons and contrasts.
- Divide it into sub paragraphs, if required.
- Use appropriate functional language to show trend progression and comparison.

**(iii) Conclusion:**

- Conclude the paragraph giving the overall view or summary of the chart or graph.

## **Analytical Paragraph writing MARKING SCHEME**

1x5 = 5

- 3 marks for content
- 2 marks for expression

(1 mark-grammatical accuracy, appropriate words and spellings + 1 mark-cohesion via connecting ideas, logical progression & coherence through relevance of ideas and style)

## **GRAMMAR 10 MARKS**

- 12 questions will be given and a student has to attempt only 10.
- 6 questions will be MCQ (Choose these SIX)
- 5 questions will be fill in the blanks (Best to Attempt)
- 3 questions – Tense (generally -- one past indefinite & one present indefinite + .....)

- 2 questions will be on modals.
- 2 questions will be on finding errors.
- 2 questions will be on determiners.
- 3 questions will be on Direct /indirect speech.

### LITERATURE SECTION

#### ✚ Reference to the context

- Identification of the extract
- Understanding the content of the extract
- Names of poem/poet & prose/author
- literary devices

#### ✚ Short answers and long answers

##### ✚ Short Answers

- answer to the point
- highlight the value points

##### ✚ Long Answers

- Divide your answer in two paragraphs.
- 1<sup>st</sup> para - short introduction & theme.
- 2<sup>nd</sup> para- content & critical remark.
- Follow the word limit.

- ✚ Special emphasis should be made on the literature section since it consists of 40 marks.(50% of total marks)

## **Tips to master section C Literature**

- Read and memorize each lesson carefully.
- Remember the names of the chapters and their authors with correct spellings.
- Comprehend the central theme of the lesson, play and story since the central theme is always relevant to the question asked.
- Write answers on the basis of interpretation, comprehension and inference.
- Write the answers with appropriate words, grammatical accuracy, relevance, correct spellings, coherence, and good expression.
- Stick on the word limit and you can easily complete the paper with spare time for revision.

## Be careful

- Choose best / easy extracts
- Read the questions first – 3 +3 MCQs are most imp. 6 marks are easy to score.
- LONG QUESTIONS
- Read both the options and choose the question as per your convenience to write its answer.

\* Write the dialogue questions as it is easy and scoring.

## Key areas to focus while reading poems/prose

Name of Poems/Prose	Poet/Author	Rhyme scheme	Poetic devices/Literary devices used	Poem/Prose is about
Dust of Snow				
Fire & Ice				

## 3. TIPS FOR TEACHERS FOR QUALITATIVE RESULT

- To find the gray areas of the students.
- Model questions based on the gray areas & rigorous practice by the students.
- Revision techniques-Mind maps and flow charts.
- Prescribe revision time table to the students.
- Encourage students to organize their ideas prior to writing the answers.
- Remedial classes.
- Chapter wise revisions-
  - **Theme**
  - **Value based**
  - **Hots**
- Make students practice sample papers – for inculcating confidence ad time management.



## 4. FORMAT OF QUESTION PAPER

Section	Section Details	Total Weightage
A	Reading Skills	20
B	Writing Skills with Grammar	20
C	Literature Textbook and Supplementary Reading	40
<b>TOTAL</b>		<b>80</b>

### Section A Reading Skills

Reading Comprehension through Unseen Passage 20 Marks

**I. Discursive passage of 400-450 words. (10 marks)**

**II. Case-based passage (with visual input- statistical data, chart etc.) of 200-250 words. (10 marks)**

(Total length of two passages to be 600-700 words)

Multiple Choice Questions / Objective Type Questions will be asked to assess inference, analysis, interpretation, evaluation and vocabulary.

### Section B

**III Grammar - (10 Marks)**

- ❖ Tenses
- ❖ Modals
- ❖ Subject – verb concord
- ❖ Reported speech
  - Command and request
  - Statements
  - Questions
- ❖ Determiners

**IV Creative Writing Skills 10 marks**

This section will have short as well as long writing tasks including compositions.

**I. Formal Letter based on a given situation in 100-120 words. One out of two questions is to be answered. (5 Marks)**

**II. Writing an Analytical Paragraph (100-120 words) on a given Map /Chart /Graph/ Cues. One out of two questions is to be answered. (5 marks)**

**Section C**  
**(LITERATURE) 40 Marks**

**V. Reference to the Context**

I. One extract out of two from Drama / Prose.

II. One extract out of two from poetry.

**(5+5 = 10 Marks)**

Multiple Choice Questions / Objective Type Questions will be asked to assess inference, analysis, interpretation, evaluation and vocabulary.

**VI. Short & Very Long Answer Questions 30 Marks**

I. Four out of Five Short Answer Type Questions to be answered in 40-50 words from the book FIRST FLIGHT **(4x3=12 marks)**

II. Two out of Three Short Answer Type Questions to be answered in 40-50 words each from FOOTPRINTS WITHOUT FEET. **(2x3=6 marks)**

III. One out of two Long Answer Type Questions from FIRST FLIGHT to be answered in about 100-120 words each to assess creativity, imagination and extrapolation beyond the text and across the texts. This can be a passage-based question taken from a situation/plot from the texts. **(6 marks)**

IV. One out of two Long Answer Type Questions from FOOTPRINTS WITHOUT FEET on theme or plot involving interpretation, extrapolation beyond the text and inference or character sketch to be answered in about 100-120 words. **(6 marks)**

**5. HOW TO WRITE COMPETENCY BASED QUESTIONS**

Using the STAR (situation, task, action and result) method to structure your answers is a useful way to communicate important points clearly and concisely. For every answer you should identify the following:

- **Situation/task** – point out the situation and task given in the passage. Grasp the holistic meaning of the passage.
- **Action** – underline the main points of the passage.
- **Result** – Describe the outcome of your action and write the answer in a correct order using your own language. Don't copy the lines from the passage directly.

## **6. MENTAL HEALTH & WELL BEING**

- Keep yourself stress free.
- Plan out your study while setting time.
- Take short breaks during studies and socialize.
- Have a sound sleep of 6- 7 hrs./day.
- Take home made food, avoid oily, junk food and drink plenty of water.
- Meditate - Do relaxing yoga poses.
- Study in a quiet place.

## **7. OTHER RELEVANT POINTS**

Apart from the aforementioned points, a student should follow the following points to score better in the examination:

- Be always positive. Positivity is such a nourishing feeling. It is an attitude that you should possess to clear any exam or test.
- Analyze your weak areas and allot more time to them.
- Talk to teachers and seek study tips.
- Allocate more time to studies – avoid other activities that consume your time.
- Be cool on the day of the exam, reach your exam centre on time and do your best.

13



SH. ANIL KUMAR  
PRINCIPAL  
K.V.BANKA

Subject: -Science (X)

## TIPS FOR QUALITY RESULTS IN BOARD EXAMINATION

- ▶ Tips to score better in science
- ▶ Scoring areas of science
- ▶ How every student passed with good marks?  
(for teachers)
- ▶ Sample papers
- ▶ How to answer competency based questions
- ▶ How to improve mental health of students
- ❑ Qualifying 10<sup>th</sup> science paper with good marks need more and more practice with efforts.
- ❑ The first thing is that students get familiar with syllabus and marking scheme.
- ❑ Find a quiet place where you can study without any disturbance.
- ❑ Make short notes on every important topic.
- ❑ Revise concepts regularly, revising the facts, important points and formulas can grow up our score.
- ❑ Do not ignore any diagram and activity of your NCERT book.
- ❑ Learn theorems, formulas of numerical and Ray diagrams.

## Scoring areas of science

- There are major units prescribed by the CBSE from which questions will be designed. These units are as below:

Unit Name	Marks
Chemical substances	25
World of living	23
Natural phenomena	12
Effects of current	13
Natural resources	07

## How every student passed with good marks? (For Teachers)

- Try to develop brainstorming techniques in children according to their environment.
- Provide more and more practice sets and sample papers for students.
- Extra classes should be provided for the betterment of student result.
- Remedial teaching should be done for the slow learner.
- At the end of every chapter class test would be held.
- Project works assignments and practical works should be given to the student for the enrichment of internal marks.

## Sample paper link

[https://cbseacademic.nic.in/web\\_material/SQP/ClassX\\_2022\\_23/Science-SQP.pdf](https://cbseacademic.nic.in/web_material/SQP/ClassX_2022_23/Science-SQP.pdf)

Marking Scheme		
Section	No. of questions	Marks
A	1-20	1 mark each
B	21-26	2 marks each
C	27-33	3 marks each
D	34-36	5 marks each
E	37-39	4 marks each
Total questions -		39
Total marks -		80
Total sections -		05

To answer such questions there are some competencies.

- ❖ Explaining phenomena scientifically
- ❖ Interpreting data and evidence scientifically
- ❖ Evaluating and designing scientific enquiry

## How to answer competency based questions

- CBSE class 10th board exam 2023 question papers would be comprise 40% MCQs, 20% would be competency based questions and remaining 40% would be subjective type questions.
- The foundation stones of our approach included competency based learning and it is included in our sample questions to develop the thinking areas of average student.
- Our competency based education holds for teaching and learning outcomes.
- The competency based test reflects learning outcomes developed by the NCERT.
- There are four main techniques for answering competency based questions:-
  1. Situation
  2. Task
  3. Action
  4. Result
- Mental illness and emotional stress can be minimise to give a secure environment to children in school as well as his home.
- Easy access wellbeing and adaptability must be aligned together to create a comprehensive system in a school.
- Children success in school and life is directly linked to their mental health it is our responsibility to handle behavioral and emotional challenges faced by children and adolescents.
- Family, schools and community together work hard for steering the mental health and well being of a child. They are equal stakeholder in the upbringing of the children.
- There are two main goals of school in the social well-being of a child:-

Bringing positive change to a child behavior.

Optimising their potential academically.

## How to improve mental health of students

These are some helpful mind relaxing tips for children:-

- Practice deep breathing.
- Yoga.
- Get advice from teachers and parents if you find any difficulty in learning.
- Stay away from negative influences.
- Keep distance from social media platform.
- Try to develop self-awareness communication and assertive skills.

### 1. Study Materials

<https://kvd1library.wordpress.com/portfolio/study-material-class-x/>

### 2. CBSE Curriculum for the Academic Year 2022-23


[http://cbseacademic.nic.in/curriculum\\_2023.html](http://cbseacademic.nic.in/curriculum_2023.html)

### 3. Sample paper link

[https://cbseacademic.nic.in/web\\_material/SQP/ClassX\\_2022\\_23/Science-SQP.pdf](https://cbseacademic.nic.in/web_material/SQP/ClassX_2022_23/Science-SQP.pdf)



14



DR. ANOOP SHUKLA  
PRINCIPAL  
K. V. AURANGABAD, BIHAR

**Subject: -Social Science (X)**

### **Tips to score more in Social Science**

1. Throughout reading of NCERT Text Book is very important.
2. Brief notes should be prepared for every chapter. This will help you understand the important aspects of every topic and facilitate recalling of information while writing the answer.
3. Go through the previous year question papers.
4. Practice answer writing for the frequently asked questions by CBSE.
5. Try to write your answers in points.
6. Make block diagrams and tables, especially in geography.
7. Divide your long answers into subheadings.
8. Highlight important things by underlining with a pencil. This helps the examiner know that you have covered all the important points.
9. Never forget to cover Map Work as it is very helpful in scoring maximum marks.
10. When writing the exams, adjust your time appropriately for all the questions.

### **Scoring Area in Social Science**

1. There are four sections of social science – History, Geography, Economics and Political Science.
2. All four sections have equal weightage i.e. 20 marks from each section.
3. But 5 marks are sure with little preparation and practice of map work.

4. According to the sample paper out of 20 MCQs, 13 questions are given from Economics and Political science.
5. Source based questions can easily give you 12 marks. So try to solve it with proper care.

## Role of Teachers

1. Make different groups of students according to their learning level.
2. Prepare separate strategies for these different groups.
3. Promote peer learning. Give group tasks as writing of answers, preparing of MCQs, learning of answers.
4. Identify the important area for the exam point of view.
5. Prepare point wise short answer and provide it to the students.
6. Identify important sources from different chapters for case based questions.
7. Prepare a list of important questions from all the chapters.
8. Ask students to solve sample paper provided by the CBSE.
9. Prepare some extra sample paper based on the sample paper issued by the CBSE.
10. Provide details of map questions and make enough practice of map based questions.

## Format of Question Paper

### Based on Sample Paper Issued by CBSE

Question paper comprises Six Sections – A, B, C, D, E and F. There are 37 questions in the question paper.

**Section A-** From question 1 to 20 are MCQs of 1 mark each.

**Section B-** Question no. 21 to 24 are Very Short Answer Type Questions, carrying 2 marks each. Answer to each question should not exceed 40 words.

**Section C-** Contains Q.25 to Q.29 are Short Answer Type Questions, carrying 3 marks each. Answer to each question should not exceed 60 words.

**Section D-** Question no. 30 to 33 are long answer type questions, carrying 5 marks each. Answer to each question should not exceed 120 words.

**Section E-** Questions no from 34 to 36 are case based questions with three sub questions and are of 4 marks each.

**Section F-** Question no. 37 is map based, carrying 5 marks with two parts, 37a from History (2 marks) and 37b from Geography (3 marks).

## Marks distribution table

Marks Subjects	1 Mark	2 Marks	3 Marks	5 Marks	Case based question (4M)	Map question
History	4	1	1	1	1	2 Marks
Geography	3	1	1	1	1	3 Marks
Pol. Science	6	1	1	1	1	
Economics	7	1	2	1		
<b>Total questions</b>	<b>20</b>	<b>4</b>	<b>5</b>	<b>4</b>	<b>3</b>	

## How to write answers of Competency Based Questions

1. These questions are designed to assess the student's ability to apply concepts and skills in real-world situations.
2. 30% questions will be based on the competency based skill.
3. Competency-based questions are based on case studies, reasoning and assertion, response-based, objective type etc.

4. These questions test the application of learning in real-life situations.
5. These questions can be solved by focusing on the concept rather than ability to memorize information.
6. Regular reading of textbook is important to solve these questions.
7. Carefully go through all the 'source information' in the text book.
8. Connect your theoretical knowledge to the practical application.
9. While reading alone or in the classroom students should develop a habit of connecting social science topic with other subjects.
10. Make practice of some competency based question.

### **How to improve mental health of students**

1. It is very important to be physically as well as mentally fit during examinations.
2. Do not take any stress or be panic on the name of examination.
3. Remove any type of fear of examination from your mind.
4. Take a proper diet.
5. Take a proper sleep.
6. Stay connected with your friends.
7. Talk with your parent and teachers.
8. Take daily challenges.
9. Limit the use of mobile phones and keep yourself away from social media platforms.
10. Try some mental health exercise, meditation and Yogasanas.
11. Just 30 minutes of walking every day can help boost your mood and improve your health.

*“You, yourself, as much as anybody in the entire universe, deserve your love and affection.” -* **Buddha**

\*\*\*\*\*

\*\*\*\*\*

# केंद्रीय विद्यालय संगठन क्षेत्रीय कार्यालय पटना संभाग

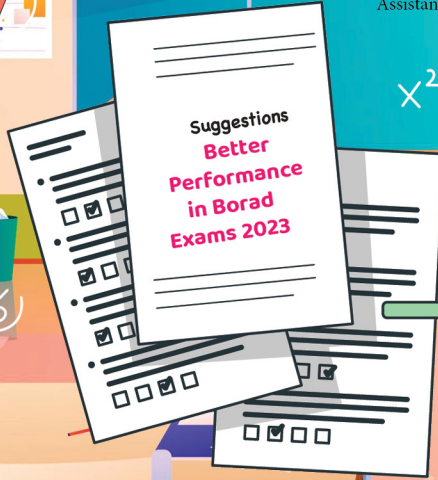


तत् त्वं पूषन् अपावृणु  
केन्द्रीय विद्यालय संगठन



बोर्ड परीक्षा 2023 में बेहतर प्रदर्शन हेतु  
विषय-विशेषज्ञ प्राचार्यों के सुझावों का संकलन

SMT. SOMA GHOSH  
Assistant Commissioner KVS RO PATNA



Suggestions  
Better  
Performance  
in Borad  
Exams 2023